


Results

**60m Men
Round 1**
7 MAR 2009 / 10:00

Rank	Name	Nat	Date of Birth	Lane	Result		
1	CHAMBERS Dwain	GBR	5 APR 1978	8	6.53	Q	
2	DI GREGORIO Emanuele	ITA	13 DEC 1980	5	6.60	Q	=PB
3	WILLIAMSON Simeon	GBR	16 JAN 1986	4	6.61	Q	
4	CERUTTI Fabio	ITA	26 SEP 1985	8	6.62	Q	
5	PICKERING Craig	GBR	16 OCT 1986	2	6.63	Q	
6	SCHWAB Stefan	GER	29 MAY 1987	2	6.64	Q	
7	KUC Dariusz	POL	24 APR 1986	2	6.67	Q	
8	MANCINI Pascal	SUI	18 APR 1989	4	6.67	q	PB
9	MOSELEY Ryan	AUT	8 OCT 1982	3	6.68	Q	
9	RAUTANEN Joni	FIN	15 AUG 1986	6	6.68	q	=PB
11	RUOSTEKIVI Jarkko	FIN	5 APR 1985	5	6.70	q	SB
12	HESSION Paul	IRL	27 JAN 1983	7	6.70	q	
13	BODROV Igor	UKR	9 JUL 1987	7	6.71	q	
13	GULIYEV Ramil	AZE	29 MAY 1990	4	6.71	q	
13	LEMAÎTRE Christophe	FRA	15 JUN 1990	6	6.71	Q	
13	MOCHOLÍ Iván	ESP	1 SEP 1983	5	6.71	Q	
17	COLLIO Simone	ITA	27 DEC 1979	4	6.72		
18	VAN LUIJK Patrick	NED	17 SEP 1984	7	6.72		
19	RODRÍGUEZ Ángel David	ESP	25 APR 1980	5	6.73		
20	OSOVIKAR Matic	SLO	19 JAN 1980	6	6.74		
21	ASLAN Ismail	TUR	7 MAR 1981	6	6.77		
22	ABRANTES Arnaldo	POR	27 NOV 1986	7	6.78		
23	IDRISOV Mikhail	RUS	21 JUN 1988	3	6.80		
23	PANKOV Veselin	BUL	20 APR 1986	4	6.80		
25	IOANNOU Panayiotis	CYP	7 SEP 1984	6	6.81		
25	ROSZKO Jacek	POL	8 NOV 1987	3	6.81		
25	ZILKA Libor	CZE	22 OCT 1986	5	6.81		
28	KRABBE Martin	DEN	9 JUL 1985	3	6.86		
29	Cimpeanu Catalin	ROU	10 MAR 1985	3	6.88		
30	JURGILAS Martynas	LTU	15 SEP 1988	8	6.91		
31	GAVALDA Alberto	ESP	5 NOV 1992	7	7.00		
32	GATTUSO Sébastien	MON	28 JUN 1971	8	7.03		
33	MALKA Asaf	ISR	1 APR 1980	2	7.04		
34	CARROLL Dominic	GIB	15 NOV 1983	2	7.34		NR

60m Men
Round 1 Heat 1
7 MAR 2009 / 10:00

Rank	Name	Nat	Date of Birth	Lane	Reaction time	Fn	Result	
1	PICKERING Craig	GBR	16 OCT 1986	2	0.200		6.63	Q
2	MOCHOLÍ Iván	ESP	1 SEP 1983	5	0.143		6.71	Q
3	COLLIO Simone	ITA	27 DEC 1979	4	0.153		6.72	
4	VAN LUIJK Patrick	NED	17 SEP 1984	7	0.157		6.72	
5	IOANNOU Panayiotis	CYP	7 SEP 1984	6	0.168	F1	6.81	
6	Cimpeanu Catalin	ROU	10 MAR 1985	3	0.242		6.88	

INTERNET Service: www.european-athletics.org
Timing, Measurement & Data Service by 

printed at SAT 7 MAR 2009 20:11

Page 1 of 26

Results

60m Men

Round 1 Heat 2

7 MAR 2009 / 10:06

Rank	Name	Nat	Date of Birth	Lane	Reaction time	Fn	Result
1	DI GREGORIO Emanuele	ITA	13 DEC 1980	5	0.144		6.60 Q =PB
2	SCHWAB Stefan	GER	29 MAY 1987	2	0.186		6.64 Q
3	GULIYEV Ramil	AZE	29 MAY 1990	4	0.222		6.71 q
4	BODROV Igor	UKR	9 JUL 1987	7	0.172		6.71 q
5	ASLAN Ismail	TUR	7 MAR 1981	6	0.159	F1	6.77
6	IDRISOV Mikhail	RUS	21 JUN 1988	3	0.185		6.80
7	GATTUSO Sébastien	MON	28 JUN 1971	8	0.197		7.03

60m Men

Round 1 Heat 3

7 MAR 2009 / 10:12

Rank	Name	Nat	Date of Birth	Lane	Reaction time	Fn	Result
1	CHAMBERS Dwain	GBR	5 APR 1978	8	0.160	F1	6.53 Q
2	LEMAÎTRE Christophe	FRA	15 JUN 1990	6	0.203		6.71 Q
3	RODRÍGUEZ Ángel David	ESP	25 APR 1980	5	0.165		6.73
4	ABRANTES Arnaldo	POR	27 NOV 1986	7	0.235		6.78
5	PANKOV Veselin	BUL	20 APR 1986	4	0.164		6.80
6	ROSZKO Jacek	POL	8 NOV 1987	3	0.248		6.81
7	MALKA Asaf	ISR	1 APR 1980	2	0.214		7.04

60m Men

Round 1 Heat 4

7 MAR 2009 / 10:18

Rank	Name	Nat	Date of Birth	Lane	Reaction time	Result
1	WILLIAMSON Simeon	GBR	16 JAN 1986	4	0.156	6.61 Q
2	MOSELEY Ryan	AUT	8 OCT 1982	3	0.135	6.68 Q
3	RUOSTEKIVI Jarkko	FIN	5 APR 1985	5	0.133	6.70 q SB
4	HESSION Paul	IRL	27 JAN 1983	7	0.169	6.70 q
5	OSOVNIKAR Matic	SLO	19 JAN 1980	6	0.186	6.74
6	JURGILAS Martynas	LTU	15 SEP 1988	8	0.188	6.91
7	CARROLL Dominic	GIB	15 NOV 1983	2	0.230	7.34 NR

60m Men

Round 1 Heat 5

7 MAR 2009 / 10:24

Rank	Name	Nat	Date of Birth	Lane	Reaction time	Fn	Result
1	CERUTTI Fabio	ITA	26 SEP 1985	8	0.148		6.62 Q
2	KUC Dariusz	POL	24 APR 1986	2	0.224		6.67 Q
3	MANCINI Pascal	SUI	18 APR 1989	4	0.129		6.67 q PB
4	RAUTANEN Joni	FIN	15 AUG 1986	6	0.139		6.68 q =PB
5	ZILKA Libor	CZE	22 OCT 1986	5	0.148	F1	6.81
6	KRABBE Martin	DEN	9 JUL 1985	3	0.211		6.86
7	GAVALDA Alberto	ESP	5 NOV 1992	7	0.237		7.00

Qualified: First 2 in each heat (Q) and 6 best performers (q) advance to the Semifinals

Results

60m Men Semifinal

7 MAR 2009 / 17:00

Rank	Name	Nat	Date of Birth	Lane	Result	
1	CHAMBERS Dwain	GBR	5 APR 1978	6	6.42 Q	ER,CR
2	WILLIAMSON Simeon	GBR	16 JAN 1986	3	6.57 Q	
3	CERUTTI Fabio	ITA	26 SEP 1985	5	6.60 Q	
4	DI GREGORIO Emanuele	ITA	13 DEC 1980	4	6.63 Q	
4	MOSELEY Ryan	AUT	8 OCT 1982	3	6.63 Q	=PB
4	PICKERING Craig	GBR	16 OCT 1986	4	6.63 Q	
7	KUC Dariusz	POL	24 APR 1986	6	6.65 Q	
8	GULIYEV Ramil	AZE	29 MAY 1990	1	6.66 Q	PB
8	HESSION Paul	IRL	27 JAN 1983	2	6.66	SB
10	SCHWAB Stefan	GER	29 MAY 1987	5	6.68	
11	BODROV Igor	UKR	9 JUL 1987	1	6.69	
12	MANCINI Pascal	SUI	18 APR 1989	7	6.71	
12	RAUTANEN Joni	FIN	15 AUG 1986	8	6.71	
14	LEMAÎTRE Christophe	FRA	15 JUN 1990	8	6.72	
15	MOCHOLÍ Iván	ESP	1 SEP 1983	7	6.77	
16	RUOSTEKIVI Jarkko	FIN	5 APR 1985	2	6.79	

60m Men Semifinal 1

7 MAR 2009 / 17:00

Rank	Name	Nat	Date of Birth	Lane	Reaction time	Fn	Result
1	WILLIAMSON Simeon	GBR	16 JAN 1986	3	0.164	F1	6.57 Q
2	DI GREGORIO Emanuele	ITA	13 DEC 1980	4	0.177		6.63 Q
3	KUC Dariusz	POL	24 APR 1986	6	0.184		6.65 Q
4	GULIYEV Ramil	AZE	29 MAY 1990	1	0.168		6.66 Q
5	SCHWAB Stefan	GER	29 MAY 1987	5	0.192		6.68
6	MANCINI Pascal	SUI	18 APR 1989	7	0.146		6.71
7	LEMAÎTRE Christophe	FRA	15 JUN 1990	8	0.145		6.72
8	RUOSTEKIVI Jarkko	FIN	5 APR 1985	2	0.207		6.79

60m Men Semifinal 2

7 MAR 2009 / 17:07

Rank	Name	Nat	Date of Birth	Lane	Reaction time	Fn	Result
1	CHAMBERS Dwain	GBR	5 APR 1978	6	0.141		6.42 Q
2	CERUTTI Fabio	ITA	26 SEP 1985	5	0.154	F1	6.60 Q
3	PICKERING Craig	GBR	16 OCT 1986	4	0.190		6.63 Q
4	MOSELEY Ryan	AUT	8 OCT 1982	3	0.143		6.63 Q
5	HESSION Paul	IRL	27 JAN 1983	2	0.159		6.66
6	BODROV Igor	UKR	9 JUL 1987	1	0.176		6.69
7	RAUTANEN Joni	FIN	15 AUG 1986	8	0.162		6.71
8	MOCHOLÍ Iván	ESP	1 SEP 1983	7	0.149		6.77

Qualified: First 4 in each heat (Q) advance to the Final

Results

400m Men
Final
7 MAR 2009 / 17:55

Rank	Name	Nat	Date of Birth	Lane	Reaction time	Fn	Result	
1	WISSMAN Johan	SWE	2 NOV 1982	6	0.293		45.89	WL
2	LICCIARDELLO Claudio	ITA	11 JAN 1986	5	0.243		46.32	
3	VIERU Ioan	ROU	4 JAN 1979	3	0.267		46.54	SB
4	ZELLER Clemens	AUT	2 JUL 1984	4	0.203		46.62	
5	BUCK Richard	GBR	14 NOV 1986	2	0.216	F1	46.93	
6	GALVAN Matteo	ITA	24 AUG 1988	1	0.292		48.23	

Intermediate times:

200m 21.43 WISSMAN Johan (SWE)

800m Men
Semifinals
7 MAR 2009 / 16:30

Rank	Name	Nat	Date of Birth	Lane	Result	
1	BORZAKOVSKIY Yuriy	RUS	12 APR 1981	6	1:49.00	Q
2	KSZCZOT Adam	POL	2 SEP 1989	5	1:49.39	Q
3	OLMEDO Manuel	ESP	17 MAY 1983	1	1:49.52	Q
4	OSMOLOVYCH Oleksandr	UKR	8 OCT 1985	3	1:49.60	
5	RIFESER Lukas	ITA	17 JUL 1986	4	1:49.80	
6	KOLDIN Yuriy	RUS	1 NOV 1983	2	1:49.91	
7	CLAESSON Mattias	SWE	26 JUL 1986	4	1:51.55	Q
8	MARCO Luis Alberto	ESP	20 AUG 1986	5	1:51.88	Q
9	LEWANDOWSKI Marcin	POL	13 JUN 1987	6	1:52.02	Q
10	QUESADA Miguel	ESP	18 SEP 1979	3	1:52.12	
11	VOLOSHYN Vitaliy	UKR	12 JAN 1985	1	1:52.23	
12	MCCARTHY David	IRL	16 JUL 1983	2	1:53.53	

800m Men
Semifinal 1
7 MAR 2009 / 16:30


Rank	Name	Nat	Date of Birth	Lane	Result	
1	BORZAKOVSKIY Yuriy	RUS	12 APR 1981	6	1:49.00	Q
2	KSZCZOT Adam	POL	2 SEP 1989	5	1:49.39	Q
3	OLMEDO Manuel	ESP	17 MAY 1983	1	1:49.52	Q
4	OSMOLOVYCH Oleksandr	UKR	8 OCT 1985	3	1:49.60	
5	RIFESER Lukas	ITA	17 JUL 1986	4	1:49.80	
6	KOLDIN Yuriy	RUS	1 NOV 1983	2	1:49.91	

Intermediate times:

 200m 26.59 KSZCZOT Adam (POL)
 400m 55.04 BORZAKOVSKIY Yuriy (RUS)
 600m 1:23.06 BORZAKOVSKIY Yuriy (RUS)

800m Men
Semifinal 2
7 MAR 2009 / 16:37

Rank	Name	Nat	Date of Birth	Lane	Result	
1	CLAESSON Mattias	SWE	26 JUL 1986	4	1:51.55	Q
2	MARCO Luis Alberto	ESP	20 AUG 1986	5	1:51.88	Q
3	LEWANDOWSKI Marcin	POL	13 JUN 1987	6	1:52.02	Q
4	QUESADA Miguel	ESP	18 SEP 1979	3	1:52.12	
5	VOLOSHYN Vitaliy	UKR	12 JAN 1985	1	1:52.23	
6	MCCARTHY David	IRL	16 JUL 1983	2	1:53.53	

INTERNET Service: www.european-athletics.org
Timing, Measurement & Data Service by 

printed at SAT 7 MAR 2009 20:11

Page 4 of 26

Results

Semifinal 2 (cont.)

Intermediate times:

200m 27.64
400m 57.56
600m 1:26.00

MARCO Luis Alberto (ESP)
MARCO Luis Alberto (ESP)
CLAESSON Mattias (SWE)

Qualified: First 3 in each heat (Q) advance to the Final

1500m Men

Round 1

7 MAR 2009 / 15:50

Rank	Name	Nat	Date of Birth	Lane	Result
1	MÜLLER Wolfram	GER	8 JUL 1981	1	3:41.37 Q
2	RUIZ Diego	ESP	5 FEB 1982	6	3:41.41 Q
3	KOWAL Yoann	FRA	28 MAY 1987	11	3:41.59 Q
4	NAVA Goran	SRB	15 APR 1981	3	3:41.60 q NR
5	OBRIST Christian	ITA	20 NOV 1980	7	3:41.61 q
6	SPEAIGHT Neil	GBR	9 SEP 1978	9	3:41.96 q
7	LICHT Dennis	NED	30 MAY 1984	2	3:42.18
8	BORYSYUK Oleksandr	UKR	9 DEC 1985	5	3:42.65 PB
9	SILVA Rui	POR	3 AUG 1977	11	3:42.89 Q
10	RODRÍGUEZ Álvaro	ESP	25 MAY 1987	6	3:42.90 Q
11	CASADO Arturo	ESP	26 JAN 1983	8	3:43.02 Q
12	SCHLANGEN Carsten	GER	31 DEC 1980	2	3:43.45
13	ÉRAUD Guillaume	FRA	1 JUL 1981	7	3:43.67
14	PARSZCZYNSKI Lukasz	POL	4 MAY 1985	4	3:44.27
15	SANDELLS Niclas	FIN	14 MAR 1984	4	3:44.63
16	SOKOLOV Vyacheslav	RUS	20 MAY 1984	1	3:46.29
17	ALBUQUERQUE Bruno	POR	10 JAN 1989	10	3:47.08
18	SZEMETI Péter	HUN	4 JAN 1988	5	3:49.65
19	BERGDAHL Mikael	FIN	15 AUG 1983	10	3:50.59
20	EEFTING Bas	NED	16 MAY 1982	3	3:54.62
21	BENE Barnabás	HUN	27 AUG 1986	8	3:57.13
22	SUBIC Cene	SLO	8 FEB 1985	12	3:57.85
	YOSSEF Gezachw	ISR	1 JAN 1975	9	DNF

1500m Men

Round 1 Heat 1

7 MAR 2009 / 15:50

Rank	Name	Nat	Date of Birth	Lane	Result
1	MÜLLER Wolfram	GER	8 JUL 1981	1	3:41.37 Q
2	RUIZ Diego	ESP	5 FEB 1982	6	3:41.41 Q
3	KOWAL Yoann	FRA	28 MAY 1987	11	3:41.59 Q
4	NAVA Goran	SRB	15 APR 1981	3	3:41.60 q NR
5	OBRIST Christian	ITA	20 NOV 1980	7	3:41.61 q
6	SPEAIGHT Neil	GBR	9 SEP 1978	9	3:41.96 q
7	LICHT Dennis	NED	30 MAY 1984	2	3:42.18
8	BORYSYUK Oleksandr	UKR	9 DEC 1985	5	3:42.65 PB
9	SANDELLS Niclas	FIN	14 MAR 1984	4	3:44.63
10	ALBUQUERQUE Bruno	POR	10 JAN 1989	10	3:47.08
11	BENE Barnabás	HUN	27 AUG 1986	8	3:57.13

Intermediate times:

400m 59.29
800m 1:58.67
1200m 2:58.65

MÜLLER Wolfram (GER)
MÜLLER Wolfram (GER)
NAVA Goran (SRB)

INTERNET Service: www.european-athletics.org

Timing, Measurement & Data Service by



printed at SAT 7 MAR 2009 20:11

Page 5 of 26

Results

1500m Men Round 1 Heat 2

7 MAR 2009 / 16:00

Rank	Name	Nat	Date of Birth	Lane	Result
1	SILVA Rui	POR	3 AUG 1977	11	3:42.89 Q
2	RODRÍGUEZ Álvaro	ESP	25 MAY 1987	6	3:42.90 Q
3	CASADO Arturo	ESP	26 JAN 1983	8	3:43.02 Q
4	SCHLANGEN Carsten	GER	31 DEC 1980	2	3:43.45
5	ÉRAUD Guillaume	FRA	1 JUL 1981	7	3:43.67
6	PARSZCZYNSKI Lukasz	POL	4 MAY 1985	4	3:44.27
7	SOKOLOV Vyacheslav	RUS	20 MAY 1984	1	3:46.29
8	SZEMETI Péter	HUN	4 JAN 1988	5	3:49.65
9	BERGDAHL Mikael	FIN	15 AUG 1983	10	3:50.59
10	EERTING Bas	NED	16 MAY 1982	3	3:54.62
11	SUBIC Cene	SLO	8 FEB 1985	12	3:57.85
	YOSSEF Gezachw	ISR	1 JAN 1975	9	DNF

Intermediate times:

400m	59.49	SCHLANGEN Carsten (GER)
800m	1:59.88	SCHLANGEN Carsten (GER)
1200m	3:00.20	SCHLANGEN Carsten (GER)

Qualified: First 3 in each heat (Q) and 3 best performers (q) advance to the Final

3000m Men Final

7 MAR 2009 / 17:15

Rank	Name	Nat	Date of Birth	Order	Result
1	FARAH Mo	GBR	13 MAR 1983	7	7:40.17 CR
2	TAHRI Bouabdellah	FRA	20 DEC 1978	8	7:42.14
3	ESPANA Jesús	ESP	21 AUG 1978	12	7:43.29 SB
4	SÁNCHEZ Sergio	ESP	1 OCT 1982	5	7:45.29
5	BAYRAK Selim	TUR	30 NOV 1987	6	7:45.46 NR
6	MCCORMICK Nick	GBR	11 SEP 1981	11	7:52.07
7	WALLERÅNG Olie	SWE	5 FEB 1985	1	7:56.44
8	YOSSEF Gezachw	ISR	1 JAN 1975	10	8:01.78
9	ESPANA Francisco	ESP	27 OCT 1984	2	8:03.45
10	PRÖLL Martin	AUT	21 MAR 1981	9	8:04.03
11	DRAPER Mark	GBR	28 JUN 1984	4	8:10.19
12	MINCZÉR Albert	HUN	1 OCT 1986	3	8:10.55

Intermediate times:


1000m	2:33.54	FARAH Mo (GBR)
2000m	5:06.63	FARAH Mo (GBR)

High Jump Men Final

7 MAR 2009 / 15:00

Rank	Name	Nat	Date of Birth	Order	Result
1	UKHOV Ivan	RUS	29 MAR 1986	2	2.32
2	DMITRIK Aleksey	RUS	12 APR 1984	5	2.29
2	IOANNOU Kyriakos	CYP	26 JUL 1984	4	2.29
4	CAMPIOLI Filippo	ITA	21 FEB 1982	3	2.29
4	SHUSTOV Aleksandr	RUS	13 AUG 1984	8	2.29
6	BANIÓTIS Konstadínos	GRE	6 NOV 1986	9	2.29 PB
7	SPANK Raul	GER	13 JUL 1988	6	2.25
8	TOPIC Dragutin	SRB	12 MAR 1971	1	2.25
9	BONDARENKO Bohdan	UKR	30 AUG 1989	7	2.20

INTERNET Service: www.european-athletics.org

Timing, Measurement & Data Service by 

printed at SAT 7 MAR 2009 20:11

Page 6 of 26

Results


Final (cont.)

Final		2.15	2.20	2.25	2.29	2.32
1	UKHOV I	o	o	x-	o	o
2	DMITRIK A	o	o	o	o	xxx
2	IOANNOU K	-	o	o	o	xxx
4	CAMPIOLI F	o	o	o	xo	xxx
4	SHUSTOV A	-	o	o	xo	xxx
6	BANIÓTIS K	o	o	o	xxo	xxx
7	SPANK R	-	o	xo	xx-	x
8	TOPIC D	-	x-	xo	x-	xx
9	BONDARENKO B	o	xo	xxx		

Pole Vault Men
Qualification
7 MAR 2009 / 9:35

Rank	Name	Nat	Date of Birth	Order	Result	
1	LAVILLENIE Renaud	FRA	18 SEP 1986	11	5.70	
2	MESNIL Romain	FRA	13 JUL 1977	6	5.70	
3	LEWIS Steven	GBR	20 MAY 1986	19	5.70	
4	GERASIMOV Pavel	RUS	29 MAY 1979	10	5.70	
5	BUKHALOV Spas	BUL	14 NOV 1980	9	5.70	SB
5	MICHALSKI Lukasz	POL	17 AUG 1988	8	5.70	PB
5	STRAUB Alexander	GER	14 OCT 1983	17	5.70	
8	JENG Alhaji	SWE	13 DEC 1981	2	5.65	
9	ECKER Danny	GER	21 JUL 1977	15	5.65	
10	MOHR Malte	GER	24 JUL 1986	5	5.65	
11	DIDENKOW Mateusz	POL	22 APR 1987	4	5.55	
11	STARODUBTSEV Dmitriy	RUS	3 JAN 1986	16	5.55	
13	RANS Kevin	BEL	19 AUG 1982	18	5.40	
14	BALNER Michal	CZE	12 SEP 1982	7	5.40	
14	CHISTYAKOV Viktor	RUS	9 FEB 1975	14	5.40	
14	PIANTELLA Giorgio	ITA	6 JUL 1981	12	5.40	
17	KOLASA Adam	POL	2 AUG 1975	13	5.20	
	GIBILISCO Giuseppe	ITA	5 JAN 1979	3	NM	
	JORGENSEN Rasmus	DEN	23 JAN 1989	1	NM	

		5.20	5.40	5.55	5.65	5.70
1	LAVILLENIE R	-	o	o	o	o
2	MESNIL R	-	-	xo	o	o
3	LEWIS S	-	xo	xo	xo	o
4	GERASIMOV P	-	o	o	o	xo
5	BUKHALOV S	-	o	xxo	o	xo
5	MICHALSKI L	o	o	xo	xo	xo
5	STRAUB A	-	o	xo	xo	xo
8	JENG A	-	xo	o	xo	xxx
9	ECKER D	-	xo	-	xxo	xxx
10	MOHR M	-	o	xxo	xxo	xxx
11	DIDENKOW M	o	o	o	xxx	
11	STARODUBTSEV D	-	o	o	xxx	
13	RANS K	o	xo	xxx		
14	BALNER M	o	xxo	xxx		
14	CHISTYAKOV V	-	xxo	xxx		
14	PIANTELLA G	o	xxo	xxx		
17	KOLASA A	xo	xxx			
	GIBILISCO G	-	-	xxx		
	JORGENSEN R	xxx				

INTERNET Service: www.european-athletics.org
Timing, Measurement & Data Service by 

printed at SAT 7 MAR 2009 20:11

Page 7 of 26

Results

Pole Vault Men Qualification

7 MAR 2009 / 9:35

Rank	Name	Nat	Date of Birth	Order	Result
1	LAVILLENIE Renaud	FRA	18 SEP 1986	11	5.70 q
2	MESNIL Romain	FRA	13 JUL 1977	6	5.70 q
3	LEWIS Steven	GBR	20 MAY 1986	19	5.70 q
4	GERASIMOV Pavel	RUS	29 MAY 1979	10	5.70 q
5	BUKHALOV Spas	BUL	14 NOV 1980	9	5.70 q
5	MICHALSKI Lukasz	POL	17 AUG 1988	8	5.70 q
5	STRAUB Alexander	GER	14 OCT 1983	17	5.70 q
8	JENG Alhaji	SWE	13 DEC 1981	2	5.65 q
9	ECKER Danny	GER	21 JUL 1977	15	5.65
10	MOHR Malte	GER	24 JUL 1986	5	5.65
11	DIDENKOW Mateusz	POL	22 APR 1987	4	5.55
11	STARODUBTSEV Dmitriy	RUS	3 JAN 1986	16	5.55
13	RANS Kevin	BEL	19 AUG 1982	18	5.40
14	BALNER Michal	CZE	12 SEP 1982	7	5.40
14	CHISTYAKOV Viktor	RUS	9 FEB 1975	14	5.40
14	PIANTELLA Giorgio	ITA	6 JUL 1981	12	5.40
17	KOLASA Adam	POL	2 AUG 1975	13	5.20
	GIBILISCO Giuseppe	ITA	5 JAN 1979	3	NM
	JORGENSEN Rasmus	DEN	23 JAN 1989	1	NM

	5.20	5.40	5.55	5.65	5.70
1	LAVILLENIE R	-	o	o	o
2	MESNIL R	-	-	xo	o
3	LEWIS S	-	xo	xo	o
4	GERASIMOV P	-	o	o	xo
5	BUKHALOV S	-	o	xxo	o
5	MICHALSKI L	o	o	xo	xo
5	STRAUB A	-	o	xo	xo
8	JENG A	-	xo	o	xo
9	ECKER D	-	xo	-	xxo
10	MOHR M	-	o	xxo	xxo
11	DIDENKOW M	o	o	o	xxx
11	STARODUBTSEV D	-	o	o	xxx
13	RANS K	o	xo	xxx	
14	BALNER M	o	xxo	xxx	
14	CHISTYAKOV V	-	xxo	xxx	
14	PIANTELLA G	o	xxo	xxx	
17	KOLASA A	xo	xxx		
	GIBILISCO G	-	-	xxx	
	JORGENSEN R	xxx			

Qualified: qualifying perf. 5.75 (Q) or 8 best performers (q) to the advance to the Final


Results

Long Jump Men Qualification

7 MAR 2009 / 9:30

Rank	Name	Nat	Date of Birth	Order	Result	
1	BAYER Sebastian	GER	11 JUN 1986	13	8.12	Q
2	WINTER Nils	GER	27 MAR 1977	6	8.04	Q PB
3	ATANASOV Nikolai	BUL	11 DEC 1974	14	8.00	Q =SB
4	EVILÄ Tommi	FIN	6 APR 1980	9	7.99	SB
5	GOMIS Kafetien	FRA	20 MAR 1980	4	7.99	
6	RUTHERFORD Greg	GBR	17 NOV 1986	8	7.99	PB
7	STARZAK Marcin	POL	20 OCT 1985	3	7.97	
8	PIMIÄ Juho-Matti	FIN	28 DEC 1984	2	7.94	PB
9	LAX Petteri	FIN	12 OCT 1985	11	7.92	
10	SDIRI Salim	FRA	26 OCT 1978	7	7.91	
11	JENSEN Morten	DEN	2 DEC 1982	11	7.82	
12	TSÁTOUMAS Louís	GRE	12 FEB 1982	1	7.79	
13	NOVOTNÝ Roman	CZE	5 JAN 1986	14	7.77	
14	GATAULLIN Ruslan	RUS	1 DEC 1979	3	7.69	
15	AUCYNA Darius	LTU	7 MAY 1989	5	7.67	
16	DOBROVODSKÝ Jaroslav	SVK	13 DEC 1984	10	7.59	
17	TORNÉUS Michel	SWE	26 MAY 1986	1	7.58	
18	GRENINS Maris	LAT	25 JAN 1981	9	7.58	
19	BREGU Admir	ALB	15 JAN 1981	8	7.54	
20	SARGSYAN Arsen	ARM	13 DEC 1984	7	7.53	
21	MYKOLAITIS Povilas	LTU	22 FEB 1983	12	7.48	
22	BOZHINOV Boris	BUL	8 JAN 1985	5	7.48	
23	ARAÚJO Gaspar	POR	17 DEC 1981	12	7.44	
24	TREMIGLIOZZI Stefano	ITA	7 MAY 1985	2	7.43	
25	PETROV Aleksandr	RUS	8 SEP 1986	6	7.43	
26	VASILE Adrian	ROU	9 APR 1986	15	7.42	
27	MACCAPANI Luca	SMR	28 JUN 1982	15	6.91	
28	RUSENOV Atanas	BUL	30 AUG 1981	4	5.51	
	STOLZ Christoph	GER	17 JAN 1980	10		NM
	UUDMÄE Jaanus	EST	24 DEC 1980	13		NM

INTERNET Service: www.european-athletics.org

Timing, Measurement & Data Service by 

printed at SAT 7 MAR 2009 20:11

Page 9 of 26

Results

Qualification (cont.)

Qualification		1	2	3
1	BAYER S	x	7.99	8.12
2	WINTER N	7.98	8.04	
3	ATANASOV N	7.88	8.00	
4	EVILÁ T	7.58	7.85	7.99
5	GOMIS K	7.76	7.79	7.99
6	RUTHERFORD G	7.99	-	x
7	STARZAK M	7.85	7.73	7.97
8	PIMIÁ J	7.94	7.87	x
9	LAX P	x	7.92	x
10	SDIRI S	7.91	7.84	7.74
11	JENSEN M	x	7.56	7.82
12	TSÁTOUMAS L	7.79	7.76	7.60
13	NOVOTNÝ R	7.69	x	7.77
14	GATAULLIN R	7.69	7.61	7.67
15	AUCYNA D	7.67	7.18	x
16	DOBROVODSKÝ J	7.59	7.54	7.48
17	TORNÉUS M	7.58	7.56	7.48
18	GREININS M	7.58	7.36	7.56
19	BREGU A	7.54	x	7.30
20	SARGSYAN A	7.40	7.47	7.53
21	MYKOLAITIS P	x	7.48	7.42
22	BOZHINOV B	7.48	x	x
23	ARAÚJO G	x	7.44	x
24	TREMIGLIOZZI S	7.29	x	7.43
25	PETROV A	x	x	7.43
26	VASILE A	7.27	7.42	7.38
27	MACCAPANI L	x	6.91	6.77
28	RUSENOV A	x	5.51	x
	STOLZ C	x	x	x
	UUDMÄE J	x	-	-

Long Jump Men

Qualification Group A

7 MAR 2009 / 9:30

Rank	Name	Nat	Date of Birth	Order	Result
1	BAYER Sebastian	GER	11 JUN 1986	13	8.12 Q
2	WINTER Nils	GER	27 MAR 1977	6	8.04 Q PB
3	RUTHERFORD Greg	GBR	17 NOV 1986	8	7.99 q PB
4	LAX Petteri	FIN	12 OCT 1985	11	7.92
5	SDIRI Salim	FRA	26 OCT 1978	7	7.91
6	NOVOTNÝ Roman	CZE	5 JAN 1986	14	7.77
7	GATAULLIN Ruslan	RUS	1 DEC 1979	3	7.69
8	AUCYNA Darius	LTU	7 MAY 1989	5	7.67
9	DOBROVODSKÝ Jaroslav	SVK	13 DEC 1984	10	7.59
10	TORNÉUS Michel	SWE	26 MAY 1986	1	7.58
11	GREININS Maris	LAT	25 JAN 1981	9	7.58
12	ARAÚJO Gaspar	POR	17 DEC 1981	12	7.44
13	TREMIGLIOZZI Stefano	ITA	7 MAY 1985	2	7.43
14	MACCAPANI Luca	SMR	28 JUN 1982	15	6.91
15	RUSENOV Atanas	BUL	30 AUG 1981	4	5.51

Results

Qualification Group A (cont.)

Qualification Group A		1	2	3
1	BAYER S	x	7.99	8.12
2	WINTER N	7.98	8.04	
3	RUTHERFORD G	7.99	-	x
4	LAX P	x	7.92	x
5	SDIRI S	7.91	7.84	7.74
6	NOVOTNÝ R	7.69	x	7.77
7	GATAULLIN R	7.69	7.61	7.67
8	AUCYNA D	7.67	7.18	x
9	DOBROVODSKÝ J	7.59	7.54	7.48
10	TORNÉUS M	7.58	7.56	7.48
11	GREININS M	7.58	7.36	7.56
12	ARAÚJO G	x	7.44	x
13	TREMIGLIOZZI S	7.29	x	7.43
14	MACCAPANI L	x	6.91	6.77
15	RUSENOV A	x	5.51	x

Long Jump Men

Qualification Group B

7 MAR 2009 / 11:00

Rank	Name	Nat	Date of Birth	Order	Result
1	ATANASOV Nikolai	BUL	11 DEC 1974	14	8.00 Q =SB
2	EVILÄ Tommi	FIN	6 APR 1980	9	7.99 q SB
3	GOMIS Kafetien	FRA	20 MAR 1980	4	7.99 q
4	STARZAK Marcin	POL	20 OCT 1985	3	7.97 q
5	PIMIÄ Juho-Matti	FIN	28 DEC 1984	2	7.94 q PB
6	JENSEN Morten	DEN	2 DEC 1982	11	7.82
7	TSÁTOUMAS Louís	GRE	12 FEB 1982	1	7.79
8	BREGU Admir	ALB	15 JAN 1981	8	7.54
9	SARGSYAN Arsen	ARM	13 DEC 1984	7	7.53
10	MYKOLAÏTIS Povilas	LTU	22 FEB 1983	12	7.48
11	BOZHINOV Boris	BUL	8 JAN 1985	5	7.48
12	PETROV Aleksandr	RUS	8 SEP 1986	6	7.43
13	VASILE Adrian	ROU	9 APR 1986	15	7.42
	STOLZ Christoph	GER	17 JAN 1980	10	NM
	UUDMÄE Jaanus	EST	24 DEC 1980	13	NM

		1	2	3
1	ATANASOV N	7.88	8.00	
2	EVILÄ T	7.58	7.85	7.99
3	GOMIS K	7.76	7.79	7.99
4	STARZAK M	7.85	7.73	7.97
5	PIMIÄ J	7.94	7.87	x
6	JENSEN M	x	7.56	7.82
7	TSÁTOUMAS L	7.79	7.76	7.60
8	BREGU A	7.54	x	7.30
9	SARGSYAN A	7.40	7.47	7.53
10	MYKOLAÏTIS P	x	7.48	7.42
11	BOZHINOV B	7.48	x	x
12	PETROV A	x	x	7.43
13	VASILE A	7.27	7.42	7.38
	STOLZ C	x	x	x
	UUDMÄE J	x	-	-

Qualified: qualifying perf. 8.00 (Q) or 8 best performers (q) to the advance to the Final

Results


Triple Jump Men
Final
7 MAR 2009 / 15:05

Rank	Name	Nat	Date of Birth	Order	Result	
1	DONATO Fabrizio	ITA	14 AUG 1976	4	17.59	WL,NR,CR
2	YASTREBOV Viktor	UKR	13 JAN 1982	1	17.25	PB
3	SPASOVKHODSKIY Igor	RUS	1 AUG 1979	2	17.15	SB
4	TAILLEPIERRE Karl	FRA	13 AUG 1976	6	17.12	PB
5	DZIATSUK Dzmitry	BLR	9 APR 1985	5	16.88	
6	PLOTNIR Yevgeniy	RUS	26 JUN 1977	7	16.81	SB
7	UUDMÄE Jaanus	EST	24 DEC 1980	8	16.73	
8	LECHANGA Jules	FRA	19 NOV 1986	3	16.64	

	1	2	3	4	5	6
1	x	x	x	-	17.59	-
2	16.94	17.25	-	-	x	x
3	16.71	x	13.82	17.15	16.82	16.69
4	x	x	16.80	17.12	16.84	17.03
5	x	16.16	16.88	x	x	16.07
6	15.75	16.81	16.64	14.51	16.53	16.19
7	x	16.13	x	x	16.73	16.31
8	16.15	16.60	15.40	x	16.15	16.64

Shot Put Men
Qualification
7 MAR 2009 / 11:30

Rank	Name	Nat	Date of Birth	Order	Result	
1	BARTELS Ralf	GER	21 FEB 1978	12	19.94	Q
2	LYUBOSLAVSKIY Anton	RUS	26 JUN 1984	1	19.92	Q SB
3	MARTÍNEZ Manuel	ESP	7 DEC 1974	10	19.92	Q SB
4	MAJEWski Tomasz	POL	30 AUG 1981	3	19.86	Q
5	KÜRTHY Lajos	HUN	22 OCT 1986	16	19.85	Q
6	HABORÁK Milan	SVK	11 JAN 1973	7	19.76	
7	NIARÉ Yves	FRA	20 JUL 1977	6	19.76	
8	SINIAKOU Andrei	BLR	6 JAN 1982	5	19.66	SB
9	VODOVNIK Miran	SLO	11 SEP 1977	11	19.56	
10	CHRISTENSEN Kim	DEN	1 APR 1984	8	19.55	
11	ALIC Hamza	BIH	20 JAN 1979	17	19.41	
12	SCHMIDT Marco	GER	5 SEP 1983	4	19.38	
13	DITTMAR Andy	GER	5 JUL 1974	14	19.10	
14	FORTES Marco	POR	26 SEP 1982	20	19.00	
15	MULABEGOVIĆ Nedžad	CRO	4 FEB 1981	9	18.96	
16	SOFYIN Pavel	RUS	4 SEP 1981	22	18.79	
17	VANEK Daniel	SVK	18 JAN 1983	13	18.78	
18	MYERSCOUGH Carl	GBR	21 OCT 1979	15	18.65	
19	VIVAS Borja	ESP	26 MAY 1984	18	18.44	
20	TOOMPUU Raigo	EST	17 JUL 1981	21	18.27	
21	SIDOROV Maksim	RUS	11 MAY 1986	19	18.01	
22	PETERSEN Nick	DEN	25 APR 1987	23	17.97	
23	ARESTI Georgios	CYP	27 DEC 1981	2	17.65	

INTERNET Service: www.european-athletics.org
Timing, Measurement & Data Service by 

printed at SAT 7 MAR 2009 20:11

Page 12 of 26

Results

Qualification (cont.)

Qualification		1	2	3
1	BARTELS R	18.80	x	19.94
2	LYUBOSLAVSKIY A	19.61	19.29	19.92
3	MARTÍNEZ M	19.40	19.23	19.92
4	MAJEWSKI T	19.86		
5	KÜRTHY L	19.85		
6	HABORÁK M	19.50	19.57	19.76
7	NIARÉ Y	19.42	19.76	19.48
8	SINIAKOU A	18.82	19.03	19.66
9	VODOVNIK M	18.72	19.56	19.50
10	CHRISTENSEN K	18.43	19.55	x
11	ALIC H	19.17	19.41	19.26
12	SCHMIDT M	19.38	18.93	x
13	DITTMAR A	19.10	19.10	18.90
14	FORTES M	18.68	19.00	18.83
15	MULABEGOVIC N	18.43	x	18.96
16	SOFYIN P	18.79	x	x
17	VANEK D	17.51	18.78	18.40
18	MYERSCOUGH C	18.65	x	x
19	VIVAS B	18.37	18.44	x
20	TOOMPUU R	18.14	x	18.27
21	SIDOROV M	17.37	x	18.01
22	PETERSEN N	17.47	17.97	17.41
23	ARESTI G	17.65	x	17.47

Shot Put Men

Qualification

7 MAR 2009 / 11:30

Rank	Name	Nat	Date of Birth	Order	Result
1	BARTELS Ralf	GER	21 FEB 1978	12	19.94 Q
2	LYUBOSLAVSKIY Anton	RUS	26 JUN 1984	1	19.92 Q SB
3	MARTÍNEZ Manuel	ESP	7 DEC 1974	10	19.92 Q SB
4	MAJEWSKI Tomasz	POL	30 AUG 1981	3	19.86 Q
5	KÜRTHY Lajos	HUN	22 OCT 1986	16	19.85 Q
6	HABORÁK Milan	SVK	11 JAN 1973	7	19.76 q
7	NIARÉ Yves	FRA	20 JUL 1977	6	19.76 q
8	SINIAKOU Andrei	BLR	6 JAN 1982	5	19.66 q SB
9	VODOVNIK Miran	SLO	11 SEP 1977	11	19.56
10	CHRISTENSEN Kim	DEN	1 APR 1984	8	19.55
11	ALIC Hamza	BIH	20 JAN 1979	17	19.41
12	SCHMIDT Marco	GER	5 SEP 1983	4	19.38
13	DITTMAR Andy	GER	5 JUL 1974	14	19.10
14	FORTES Marco	POR	26 SEP 1982	20	19.00
15	MULABEGOVIC Nedžad	CRO	4 FEB 1981	9	18.96
16	SOFYIN Pavel	RUS	4 SEP 1981	22	18.79
17	VANEK Daniel	SVK	18 JAN 1983	13	18.78
18	MYERSCOUGH Carl	GBR	21 OCT 1979	15	18.65
19	VIVAS Borja	ESP	26 MAY 1984	18	18.44
20	TOOMPUU Raigo	EST	17 JUL 1981	21	18.27
21	SIDOROV Maksim	RUS	11 MAY 1986	19	18.01
22	PETERSEN Nick	DEN	25 APR 1987	23	17.97
23	ARESTI Georgios	CYP	27 DEC 1981	2	17.65

Results

Qualification (cont.)


Qualification		1	2	3
1	BARTELS R	18.80	x	19.94
2	LYUBOSLAVSKIY A	19.61	19.29	19.92
3	MARTÍNEZ M	19.40	19.23	19.92
4	MAJEWSKI T	19.86		
5	KÜRTHY L	19.85		
6	HABORÁK M	19.50	19.57	19.76
7	NIARÉ Y	19.42	19.76	19.48
8	SINIAKOU A	18.82	19.03	19.66
9	VODOVNIK M	18.72	19.56	19.50
10	CHRISTENSEN K	18.43	19.55	x
11	ALIC H	19.17	19.41	19.26
12	SCHMIDT M	19.38	18.93	x
13	DITTMAR A	19.10	19.10	18.90
14	FORTES M	18.68	19.00	18.83
15	MULABEGOVIC N	18.43	x	18.96
16	SOFYIN P	18.79	x	x
17	VANEK D	17.51	18.78	18.40
18	MYERSCOUGH C	18.65	x	x
19	VIVAS B	18.37	18.44	x
20	TOOMPUU R	18.14	x	18.27
21	SIDOROV M	17.37	x	18.01
22	PETERSEN N	17.47	17.97	17.41
23	ARESTI G	17.65	x	17.47

Qualified: qualifying perf. 19.80 (Q) or 8 best performers (q) to the advance to the Final

60m Women
Round 1
7 MAR 2009 / 9:30

Rank	Name	Nat	Date of Birth	Lane	Result
1	OKPARAEBO Ezinne	NOR	3 MAR 1988	4	7.22 Q NR
2	GEFLIKH Anna	RUS	5 JUL 1983	8	7.30 Q
2	POLYAKOVA Yevgeniya	RUS	29 MAY 1983	8	7.30 Q PB
2	SAILER Verena	GER	16 OCT 1985	6	7.30 Q
5	EFTIMOVA Inna	BUL	19 JUN 1988	2	7.31 Q
5	MURINOVICH Natalya	RUS	27 MAY 1985	4	7.31 Q
7	BERNTSSON Lena	SWE	4 NOV 1978	6	7.32 Q =SB
7	RIENAS Emma	SWE	15 OCT 1982	5	7.32 Q PB
9	PISTONE Anita	ITA	29 OCT 1976	3	7.33 Q =SB
10	SALVAGNO Maria Aurora	ITA	3 MAR 1986	7	7.34 Q PB
11	MÜLLER-WEISSINA Bettina	AUT	12 JUL 1973	5	7.34 q
12	AKINYEMI Folake	NOR	31 MAR 1990	4	7.37 q
12	GRINCIKAITE Lina	LTU	3 MAY 1987	3	7.37 Q
14	IKUESAN Ayodelé	FRA	15 MAY 1985	4	7.38 q
15	MOROSANU Angela	ROU	26 JUL 1986	1	7.39 Q
16	GIOVANETTI Martina	ITA	10 AUG 1987	2	7.40 q
17	BALYKINA Yuliya	BLR	12 APR 1984	7	7.41
18	DRAHUN Aksana	BLR	19 APR 1981	5	7.43
18	JACQUES-SÉBASTIEN Lina	FRA	10 APR 1985	5	7.43
20	COTÁN Amparo María	ESP	13 MAY 1988	7	7.48
21	PURINA Liene	LAT	3 JUL 1985	7	7.49 PB
21	WHELAN Niamh	IRL	26 JUL 1990	2	7.49 =PB
23	MCSWEENEY Ailís	IRL	4 OCT 1983	3	7.51
24	KAVALIAUSKIENE Edita	LTU	17 JAN 1980	3	7.52
25	RECIO Belén	ESP	11 AUG 1980	6	7.58
26	BRYZHINA Yelizaveta	UKR	28 NOV 1989	1	7.63
27	CEKELE Jekaterina	LAT	24 MAY 1984	6	7.65
28	OLSSON Anna	DEN	16 NOV 1988	8	7.70
29	BATAT Rotem	ISR	6 SEP 1986	2	7.83
30	SCERRI Lara	MLT	12 APR 1988	8	7.98
31	ROZMAN Ivana	MKD	14 JUL 1989	1	8.05

INTERNET Service: www.european-athletics.org

Timing, Measurement & Data Service by 

printed at SAT 7 MAR 2009 20:11

Page 14 of 26

Results

60m Women
Round 1 Heat 1
7 MAR 2009 / 9:30

Rank	Name	Nat	Date of Birth	Lane	Reaction time	Fn	Result	
1	GEFLIKH Anna	RUS	5 JUL 1983	8	0.171		7.30 Q	
2	RIENAS Emma	SWE	15 OCT 1982	5	0.154		7.32 Q	PB
3	GRINCIKAITE Lina	LTU	3 MAY 1987	3	0.197		7.37 Q	
4	IKUESAN Ayodelé	FRA	15 MAY 1985	4	0.180	F1	7.38 q	
5	BALYKINA Yuliya	BLR	12 APR 1984	7	0.176		7.41	
6	WHELAN Niamh	IRL	26 JUL 1990	2	0.172		7.49	=PB
7	CEKELE Jekaterina	LAT	24 MAY 1984	6	0.219		7.65	

60m Women
Round 1 Heat 2
7 MAR 2009 / 9:36

Rank	Name	Nat	Date of Birth	Lane	Reaction time		Result	
1	POLYAKOVA Yevgeniya	RUS	29 MAY 1983	8	0.154		7.30 Q	PB
2	EFTIMOVA Inna	BUL	19 JUN 1988	2	0.177		7.31 Q	
3	SALVAGNO Maria Aurora	ITA	3 MAR 1986	7	0.135		7.34 Q	PB
4	MÜLLER-WEISSINA Bettina	AUT	12 JUL 1973	5	0.165		7.34 q	
5	AKINYEMI Folake	NOR	31 MAR 1990	4	0.139		7.37 q	
6	MCSWEENEY Ailis	IRL	4 OCT 1983	3	0.150		7.51	
7	RECIO Belén	ESP	11 AUG 1980	6	0.141		7.58	
8	ROZMAN Ivana	MKD	14 JUL 1989	1	0.201		8.05	

60m Women
Round 1 Heat 3
7 MAR 2009 / 9:42

Rank	Name	Nat	Date of Birth	Lane	Reaction time		Result	
1	OKPARAEO Ezinne	NOR	3 MAR 1988	4	0.171		7.22 Q	NR
2	SAILER Verena	GER	16 OCT 1985	6	0.150		7.30 Q	
3	PISTONE Anita	ITA	29 OCT 1976	3	0.202		7.33 Q	=SB
4	JACQUES-SÉBASTIEN Lina	FRA	10 APR 1985	5	0.191		7.43	
5	COTÁN Amparo María	ESP	13 MAY 1988	7	0.225		7.48	
6	BRYZHINA Yelizaveta	UKR	28 NOV 1989	1	0.313		7.63	
7	OLSSON Anna	DEN	16 NOV 1988	8	0.246		7.70	
8	BATAT Rotem	ISR	6 SEP 1986	2	0.204		7.83	

60m Women
Round 1 Heat 4
7 MAR 2009 / 9:48

Rank	Name	Nat	Date of Birth	Lane	Reaction time	Fn	Result	
1	MURINOVICH Natalya	RUS	27 MAY 1985	4	0.160		7.31 Q	
2	BERNTSSON Lena	SWE	4 NOV 1978	6	0.189		7.32 Q	=SB
3	MOROSANU Angela	ROU	26 JUL 1986	1	0.220		7.39 Q	
4	GIOVANETTI Martina	ITA	10 AUG 1987	2	0.167		7.40 q	
5	DRAHUN Aksana	BLR	19 APR 1981	5	0.220		7.43	
6	PURINA Liene	LAT	3 JUL 1985	7	0.192	F1	7.49	PB
7	KAVALIAUSKIENE Edita	LTU	17 JAN 1980	3	0.186		7.52	
8	SCERRI Lara	MLT	12 APR 1988	8	0.205		7.98	

Qualified: First 3 in each heat (Q) and 4 best performers (q) advance to the Semifinals

Results
**60m Women
Semifinal**
7 MAR 2009 / 16:45

Rank	Name	Nat	Date of Birth	Lane	Result
1	SAILER Verena	GER	16 OCT 1985	3	7.17 Q EL
2	OKPARAEBE Ezinne	NOR	3 MAR 1988	5	7.22 Q NR
3	POLYAKOVA Yevgeniya	RUS	29 MAY 1983	4	7.25 Q PB
4	GEFLIKH Anna	RUS	5 JUL 1983	5	7.29 Q
5	PISTONE Anita	ITA	29 OCT 1976	8	7.32 Q SB
6	BERNTSSON Lena	SWE	4 NOV 1978	4	7.34 Q
6	GRINCIKAITE Lina	LTU	3 MAY 1987	7	7.34 Q
6	MÜLLER-WEISSINA Bettina	AUT	12 JUL 1973	2	7.34
9	MURINOVICH Natalya	RUS	27 MAY 1985	6	7.37
10	SALVAGNO Maria Aurora	ITA	3 MAR 1986	8	7.38 Q
11	AKINYEMI Folake	NOR	31 MAR 1990	1	7.38
12	RIENAS Emma	SWE	15 OCT 1982	3	7.40
13	GIOVANETTI Martina	ITA	10 AUG 1987	1	7.41
14	IKUESAN Ayodelé	FRA	15 MAY 1985	2	7.42
14	MOROSANU Angela	ROU	26 JUL 1986	7	7.42
16	EFTIMOVA Inna	BUL	19 JUN 1988	6	7.45

**60m Women
Semifinal 1**
7 MAR 2009 / 16:45

Rank	Name	Nat	Date of Birth	Lane	Reaction time	Result
1	SAILER Verena	GER	16 OCT 1985	3	0.105	7.17 Q EL
2	OKPARAEBE Ezinne	NOR	3 MAR 1988	5	0.159	7.22 Q NR
3	PISTONE Anita	ITA	29 OCT 1976	8	0.138	7.32 Q SB
4	BERNTSSON Lena	SWE	4 NOV 1978	4	0.189	7.34 Q
5	MÜLLER-WEISSINA Bettina	AUT	12 JUL 1973	2	0.152	7.34
6	MURINOVICH Natalya	RUS	27 MAY 1985	6	0.167	7.37
7	GIOVANETTI Martina	ITA	10 AUG 1987	1	0.134	7.41
8	MOROSANU Angela	ROU	26 JUL 1986	7	0.190	7.42

**60m Women
Semifinal 2**
7 MAR 2009 / 16:52

Rank	Name	Nat	Date of Birth	Lane	Reaction time	Result
1	POLYAKOVA Yevgeniya	RUS	29 MAY 1983	4	0.166	7.25 Q PB
2	GEFLIKH Anna	RUS	5 JUL 1983	5	0.223	7.29 Q
3	GRINCIKAITE Lina	LTU	3 MAY 1987	7	0.214	7.34 Q
4	SALVAGNO Maria Aurora	ITA	3 MAR 1986	8	0.159	7.38 Q
5	AKINYEMI Folake	NOR	31 MAR 1990	1	0.168	7.38
6	RIENAS Emma	SWE	15 OCT 1982	3	0.201	7.40
7	IKUESAN Ayodelé	FRA	15 MAY 1985	2	0.209	7.42
8	EFTIMOVA Inna	BUL	19 JUN 1988	6	0.202	7.45

Qualified: First 4 in each heat (Q) advance to the Final

Results

**400m Women
Final**
7 MAR 2009 / 17:45

Rank	Name	Nat	Date of Birth	Lane	Reaction time	Result
1	KRIVOSHAPKA Antonina	RUS	21 JUL 1987	6	0.238	51.18
2	PYHYDA Nataliya	UKR	30 JAN 1981	5	0.200	51.44 PB
3	SAFONOVA Darya	RUS	21 MAR 1980	4		51.85 PB
4	ANTYUKH Nataliya	RUS	26 JUN 1981	3	0.187	52.37 SB
5	REINA Daniela	ITA	15 MAY 1981	1		53.11 SB
6	FRASER Donna	GBR	7 NOV 1972	2	0.202	53.58

Intermediate times: 200m 23.12 KRIVOSHAPKA Antonina (RUS)

**800m Women
Semifinals**
7 MAR 2009 / 16:15

Rank	Name	Nat	Date of Birth	Lane	Result
1	PETLYUK Tetyana	UKR	22 FEB 1982	4	2:01.21 Q
2	CUSMA PICCIONE Elisa	ITA	24 JUL 1981	6	2:01.43 Q
3	MEADOWS Jennifer	GBR	17 APR 1981	5	2:01.73 Q
4	ZBROZHEK Oksana	RUS	12 JAN 1978	4	2:02.09 Q
5	OKORO Marilyn	GBR	23 SEP 1984	5	2:02.63 Q
6	SAVINOVA Mariya	RUS	13 AUG 1985	6	2:03.12 Q
7	NEACSU Mihaela	ROU	3 MAY 1979	1	2:03.42 SB
8	TVERDOSTUP Tamara	UKR	17 JUL 1979	2	2:03.70
9	LUPU Nataliya	UKR	4 NOV 1987	3	2:05.26
10	LAVRIC Mirela	ROU	17 FEB 1991	2	2:06.93
11	HAK Yvonne	NED	30 JUN 1986	3	2:07.14
12	STORBACKA Karin	FIN	27 APR 1987	1	2:08.92


**800m Women
Semifinal 1 (2)**
7 MAR 2009 / 16:15

Rank	Name	Nat	Date of Birth	Lane	Result
1	ZBROZHEK Oksana	RUS	12 JAN 1978	4	2:02.09 Q
2	OKORO Marilyn	GBR	23 SEP 1984	5	2:02.63 Q
3	SAVINOVA Mariya	RUS	13 AUG 1985	6	2:03.12 Q
4	LUPU Nataliya	UKR	4 NOV 1987	3	2:05.26
5	LAVRIC Mirela	ROU	17 FEB 1991	2	2:06.93
6	STORBACKA Karin	FIN	27 APR 1987	1	2:08.92

Intermediate times: 200m 29.81 ZBROZHEK Oksana (RUS)
400m 1:01.68 OKORO Marilyn (GBR)
600m 1:32.37 ZBROZHEK Oksana (RUS)

**800m Women
Semifinal 2 (2)**
7 MAR 2009 / 16:22

Rank	Name	Nat	Date of Birth	Lane	Result
1	PETLYUK Tetyana	UKR	22 FEB 1982	4	2:01.21 Q
2	CUSMA PICCIONE Elisa	ITA	24 JUL 1981	6	2:01.43 Q
3	MEADOWS Jennifer	GBR	17 APR 1981	5	2:01.73 Q
4	NEACSU Mihaela	ROU	3 MAY 1979	1	2:03.42 SB
5	TVERDOSTUP Tamara	UKR	17 JUL 1979	2	2:03.70
6	HAK Yvonne	NED	30 JUN 1986	3	2:07.14

INTERNET Service: www.european-athletics.org
Timing, Measurement & Data Service by 

printed at SAT 7 MAR 2009 20:11

Page 17 of 26

Results

Semifinal 2 (2) (cont.)

Intermediate times:

200m	29.09	TVERDOSTUP Tamara (UKR)
400m	59.74	TVERDOSTUP Tamara (UKR)
600m	1:31.00	PETLYUK Tetyana (UKR)

Qualified: First 3 in each heat (Q) advance to the Final

1500m Women

Final

7 MAR 2009 / 17:35

Rank	Name	Nat	Date of Birth	Order	Result
1	ALMINOVA Anna	RUS	17 JAN 1985	4	4:07.76
2	RODRÍGUEZ Natalia	ESP	2 JUN 1979	8	4:08.72
3	ROMAN Sonja	SLO	11 MAR 1979	9	4:11.42
4	MCGETTIGAN Roisín	IRL	23 AUG 1980	5	4:11.58
5	ZOLOTOVA Yevgeniya	RUS	28 APR 1983	7	4:11.72
6	YEVDOKIMOVA Natalya	RUS	17 MAR 1978	1	4:12.33
7	CHOJECKA Lidia	POL	25 JAN 1977	2	4:15.90
8	MUNCAN Marina	SRB	6 NOV 1982	3	4:20.01
9	TE RAA Marije	NED	22 JUN 1984	6	4:30.93

Intermediate times:

400m	1:08.07	YEVDOKIMOVA Natalya (RUS)
800m	2:16.41	ROMAN Sonja (SLO)
1200m	3:21.29	RODRÍGUEZ Natalia (ESP)


3000m Women

Round 1

7 MAR 2009 / 11:05

Rank	Name	Nat	Date of Birth	Order	Result
1	CULLEN Mary	IRL	17 AUG 1982	7	8:55.01 Q
2	ZARUDNEVA Yuliya	RUS	26 APR 1986	6	8:55.49 Q
3	BEKELE DEGFA Almitu	TUR	17 SEP 1977	9	8:57.94 Q
4	FERNÁNDEZ Nuria	ESP	16 AUG 1976	3	8:58.02 Q PB
5	ALMINOVA Anna	RUS	17 JAN 1985	4	8:58.03 Q
6	MOREIRA Sara	POR	17 OCT 1985	6	8:58.09 Q
7	WEISSTEINER Silvia	ITA	13 JUL 1979	5	8:59.17 Q
8	AUGUSTO Jessica	POR	8 NOV 1981	3	9:00.20 Q
9	BYRNE Deirdre	IRL	21 SEP 1982	2	9:00.67 q PB
10	WOOTTON Katrina	GBR	2 SEP 1985	7	9:01.21 q
11	BOBOCEL Ancuta	ROU	3 OCT 1987	8	9:01.65 q PB
12	MONTEIRO Ines	POR	18 MAY 1980	8	9:01.88 q
13	ROMAGNOLO Elena	ITA	5 OCT 1982	5	9:05.60
14	STOLIC Sonja	SRB	21 APR 1980	9	9:10.10 PB
15	OLIVARCS Élodie	FRA	22 MAY 1976	1	9:11.26
16	ARIAS Eva	ESP	1 JAN 1980	4	9:11.39 PB
	CHOJECKA Lidia	POL	25 JAN 1977	1	DNF
	EFEDÁKI Konstadína	GRE	1 OCT 1978	2	DNF

INTERNET Service: www.european-athletics.org

Timing, Measurement & Data Service by 

printed at SAT 7 MAR 2009 20:11

Page 18 of 26

Results

3000m Women

Round 1 Heat 1

7 MAR 2009 / 11:05

Rank	Name	Nat	Date of Birth	Order	Result
1	BEKELE DEGFA Almitu	TUR	17 SEP 1977	9	8:57.94 Q
2	FERNÁNDEZ Nuria	ESP	16 AUG 1976	3	8:58.02 Q PB
3	ALMINOVA Anna	RUS	17 JAN 1985	4	8:58.03 Q
4	MOREIRA Sara	POR	17 OCT 1985	6	8:58.09 Q
5	BYRNE Deirdre	IRL	21 SEP 1982	2	9:00.67 q PB
6	WOOTTON Katrina	GBR	2 SEP 1985	7	9:01.21 q
7	MONTEIRO Ines	POR	18 MAY 1980	8	9:01.88 q
8	ROMAGNOLO Elena	ITA	5 OCT 1982	5	9:05.60
9	OLIVARCS Élodie	FRA	22 MAY 1976	1	9:11.26

Intermediate times:

1000m	3:02.53	BEKELE DEGFA Almitu (TUR)
2000m	6:04.55	MOREIRA Sara (POR)

3000m Women

Round 1 Heat 2

7 MAR 2009 / 11:20

Rank	Name	Nat	Date of Birth	Order	Result
1	CULLEN Mary	IRL	17 AUG 1982	7	8:55.01 Q
2	ZARUDNEVA Yuliya	RUS	26 APR 1986	6	8:55.49 Q
3	WEISSTEINER Silvia	ITA	13 JUL 1979	5	8:59.17 Q
4	AUGUSTO Jessica	POR	8 NOV 1981	3	9:00.20 Q
5	BOBOCEL Ancuta	ROU	3 OCT 1987	8	9:01.65 q PB
6	STOLIC Sonja	SRB	21 APR 1980	9	9:10.10 PB
7	ARIAS Eva	ESP	1 JAN 1980	4	9:11.39 PB
	CHOJECKA Lidia	POL	25 JAN 1977	1	DNF
	EFEDÁKI Konstadína	GRE	1 OCT 1978	2	DNF

Intermediate times:

1000m	2:58.09	AUGUSTO Jessica (POR)
2000m	5:59.42	CULLEN Mary (IRL)

Qualified: First 4 in each heat (Q) and 4 best performers (q) advance to the Final


High Jump Women

Qualification

7 MAR 2009 / 9:35

Rank	Name	Nat	Date of Birth	Order	Result
1	FRIEDRICH Ariane	GER	10 JAN 1984	5	1.89
1	KLYUGINA Viktoriya	RUS	28 SEP 1980	12	1.89
1	STRAKOVÁ Iva	CZE	4 AUG 1980	9	1.89
1	VLASIC Blanka	CRO	8 NOV 1983	1	1.89
5	GORDEYEVA Irina	RUS	9 OCT 1986	6	1.89
5	SHKOLINA Svetlana	RUS	9 MAR 1986	2	1.89
7	STEPANIUK Kamila	POL	22 MAR 1986	7	1.89
8	BEITIA Ruth	ESP	1 APR 1979	14	1.85
8	KRÖGER Meike	GER	21 JUL 1986	10	1.85
10	ILJUSTSENKO Anna	EST	12 OCT 1985	13	1.85
10	RYAN Deirdre	IRL	1 JUN 1982	11	1.85
12	STERYÍOU Adonía	GRE	7 JUL 1985	15	1.85
13	KUFAAS Stine	NOR	7 APR 1986	8	1.80
14	PETRE Esthera	ROU	13 MAY 1990	4	1.80
15	FURMAN Ma'ayan	ISR	9 NOV 1986	3	1.75 =PB
	DI MARTINO Antonietta	ITA	1 JUN 1978	16	DNS

INTERNET Service: www.european-athletics.org

Timing, Measurement & Data Service by 

printed at SAT 7 MAR 2009 20:11

Page 19 of 26

Results

Qualification (cont.)

Qualification		1.70	1.75	1.80	1.85	1.89
1	FRIEDRICH A	-	-	-	-	o
1	KLYUGINA V	-	-	o	o	o
1	STRAKOVÁ I	-	-	o	o	o
1	VLASIC B	-	-	-	o	o
5	GORDEYEVA I	-	-	o	xo	o
5	SHKOLINA S	-	-	o	xo	o
7	STEPANIUK K	-	o	o	o	xo
8	BEITIA R	-	-	-	o	-
8	KRÖGER M	-	o	o	o	xxx
10	ILJUSTSENKO A	-	-	o	xo	xxx
10	RYAN D	-	o	o	xo	xxx
12	STERYÍOU A	-	o	xo	xo	xxx
13	KUFAAS S	-	o	o	xxx	
14	PETRE E	xo	o	xo	xxx	
15	FURMAN M	o	o	xxx		
	DI MARTINO A					

High Jump Women

Qualification

7 MAR 2009 / 9:35

Rank	Name	Nat	Date of Birth	Order	Result
1	FRIEDRICH Ariane	GER	10 JAN 1984	5	1.89 q
1	KLYUGINA Viktoriya	RUS	28 SEP 1980	12	1.89 q
1	STRAKOVÁ Iva	CZE	4 AUG 1980	9	1.89 q
1	VLASIC Blanka	CRO	8 NOV 1983	1	1.89 q
5	GORDEYEVA Irina	RUS	9 OCT 1986	6	1.89 q
5	SHKOLINA Svetlana	RUS	9 MAR 1986	2	1.89 q
7	STEPANIUK Kamila	POL	22 MAR 1986	7	1.89 q
8	BEITIA Ruth	ESP	1 APR 1979	14	1.85 q
8	KRÖGER Meike	GER	21 JUL 1986	10	1.85 q
10	ILJUSTSENKO Anna	EST	12 OCT 1985	13	1.85
10	RYAN Deirdre	IRL	1 JUN 1982	11	1.85
12	STERYÍOU Adonia	GRE	7 JUL 1985	15	1.85
13	KUFAAS Stine	NOR	7 APR 1986	8	1.80
14	PETRE Esthera	ROU	13 MAY 1990	4	1.80
15	FURMAN Ma'Ayan	ISR	9 NOV 1986	3	1.75 =PB
	DI MARTINO Antonietta	ITA	1 JUN 1978	16	DNS

		1.70	1.75	1.80	1.85	1.89
1	FRIEDRICH A	-	-	-	-	o
1	KLYUGINA V	-	-	o	o	o
1	STRAKOVÁ I	-	-	o	o	o
1	VLASIC B	-	-	-	o	o
5	GORDEYEVA I	-	-	o	xo	o
5	SHKOLINA S	-	-	o	xo	o
7	STEPANIUK K	-	o	o	o	xo
8	BEITIA R	-	-	-	o	-
8	KRÖGER M	-	o	o	o	xxx
10	ILJUSTSENKO A	-	-	o	xo	xxx
10	RYAN D	-	o	o	xo	xxx
12	STERYÍOU A	-	o	xo	xo	xxx
13	KUFAAS S	-	o	o	xxx	
14	PETRE E	xo	o	xo	xxx	
15	FURMAN M	o	o	xxx		
	DI MARTINO A					

Qualified: qualifying perf. 1.94 (Q) or 8 best performers (q) to the advance to the Final

Results

Pole Vault Women

Final

7 MAR 2009 / 15:15

Rank	Name	Nat	Date of Birth	Order	Result
1	GOLUBCHIKOVA Yuliya	RUS	27 MAR 1983	1	4.75 =PB
2	SPIEGELBURG Silke	GER	17 MAR 1986	8	4.75 NR
3	BATTKE Anna	GER	3 JAN 1985	5	4.65 PB
4	KIRYASHOVA Aleksandra	RUS	21 AUG 1985	4	4.50
5	GADSCHIEW Kristina	GER	3 JUL 1984	2	4.35
6	DENNISON Kate	GBR	7 MAY 1984	6	4.35
7	PIWOWARSKA Joanna	POL	4 NOV 1983	7	4.35
	GIORDANO BRUNO Anna	ITA	13 DEC 1980	3	NM

		4.20	4.35	4.50	4.60	4.65	4.70	4.75	4.80
1	GOLUBCHIKOVA Y	-	o	o	o	o	o	xxo	xxx
2	SPIEGELBURG S	-	o	o	xo	o	o	xxo	xxx
3	BATTKE A	-	o	xo	o	o	-	xxx	
4	KIRYASHOVA A	xo	o	xo	xxx				
5	GADSCHIEW K	o	o	xxx					
6	DENNISON K	o	xo	xxx					
7	PIWOWARSKA J	xo	xo	xxx					
	GIORDANO BRUNO A	xxx							

Long Jump Women

Final

7 MAR 2009 / 16:40

Rank	Name	Nat	Date of Birth	Order	Result
1	BALTA Ksenija	EST	11 JAN 1986	8	6.87 WL,NR
2	SOKOLOVA Yelena	RUS	23 JUL 1986	7	6.84 PB
3	KUCHERENKO Olga	RUS	5 NOV 1985	5	6.82
4	KOLARIC Nina	SLO	12 DEC 1986	4	6.62
5	VOYKINA Tatyana	RUS	16 OCT 1981	2	6.57
6	KIVINE Sirkka-Liisa	EST	22 JUN 1977	3	6.51
7	PROPER Kelly	IRL	1 MAY 1988	6	6.37
8	SKIBINSKA Joanna	POL	21 FEB 1985	1	6.28

	1	2	3	4	5	6	
1	BALTA K	6.73	6.73	x	6.87	-	6.79
2	SOKOLOVA Y	x	6.73	6.63	x	6.81	6.84
3	KUCHERENKO O	6.78	x	6.73	6.73	6.56	6.82
4	KOLARIC N	6.62	6.51	6.62	6.48	x	6.47
5	VOYKINA T	6.57	x	x	5.85	6.37	6.45
6	KIVINE S	6.43	6.47	x	x	x	6.51
7	PROPER K	6.32	x	5.94	6.37	6.37	6.18
8	SKIBINSKA J	x	x	6.28	6.18	x	x

Results

Heptathlon Men

60m Men - Heptathlon

7 MAR 2009 / 10:30

Rank	Name	Nat	Date of Birth	Lane	Result	Points
1	KASYANOV Oleksiy	UKR	26 AUG 1985	4	6.83	944 PB
2	SINTNICOLAAS Eelco	NED	7 APR 1987	2	6.99	886
3	LOGEL Franck	FRA	8 JAN 1985	3	7.00	882 PB
4	KISLOV Aleksandr	RUS	4 NOV 1984	8	7.07	858
5	RAJA Andres	EST	2 JUN 1982	1	7.08	854
6	PAHAPILL Mikk	EST	18 JUL 1983	3	7.09	851 PB
7	DROZDOV Aleksey	RUS	3 DEC 1983	4	7.09	851 SB
8	QUERIN Gaël	FRA	26 JUN 1987	2	7.10	847 PB
9	NIKITIN Yevhen	UKR	9 JAN 1985	5	7.13	837
10	FRULLANI William	ITA	21 SEP 1979	7	7.17	823
11	SEBRLE Roman	CZE	26 NOV 1974	6	7.17	823
12	MARTINEAU Eugene	NED	14 MAY 1980	7	7.18	819
13	FÉLIX Agustín	ESP	14 MAR 1979	1	7.21	809
13	NIKLAUS André	GER	30 AUG 1981	6	7.21	809
15	SCHWARZL Roland	AUT	10 DEC 1980	5	7.29	782 SB

Heptathlon Men

60m Men - Heptathlon Heat 1

7 MAR 2009 / 10:30

Rank	Name	Nat	Date of Birth	Lane	Reaction time	Result	Points
1	KASYANOV Oleksiy	UKR	26 AUG 1985	4	0.158	6.83	944 PB
2	SINTNICOLAAS Eelco	NED	7 APR 1987	2	0.191	6.99	886
3	LOGEL Franck	FRA	8 JAN 1985	3	0.179	7.00	882 PB
4	KISLOV Aleksandr	RUS	4 NOV 1984	8	0.174	7.07	858
5	RAJA Andres	EST	2 JUN 1982	1	0.152	7.08	854
6	NIKITIN Yevhen	UKR	9 JAN 1985	5	0.181	7.13	837
7	FRULLANI William	ITA	21 SEP 1979	7	0.235	7.17	823
8	SEBRLE Roman	CZE	26 NOV 1974	6	0.200	7.17	823

Heptathlon Men

60m Men - Heptathlon Heat 2

7 MAR 2009 / 10:36

Rank	Name	Nat	Date of Birth	Lane	Reaction time	Fn	Result	Points
1	PAHAPILL Mikk	EST	18 JUL 1983	3	0.206		7.09	851 PB
2	DROZDOV Aleksey	RUS	3 DEC 1983	4	0.116	F1	7.09	851 SB
3	QUERIN Gaël	FRA	26 JUN 1987	2	0.185		7.10	847 PB
4	MARTINEAU Eugene	NED	14 MAY 1980	7	0.140		7.18	819
5	FÉLIX Agustín	ESP	14 MAR 1979	1	0.166		7.21	809
5	NIKLAUS André	GER	30 AUG 1981	6	0.116		7.21	809
7	SCHWARZL Roland	AUT	10 DEC 1980	5	0.137		7.29	782 SB

Results

Heptathlon Men
High Jump Men - Heptathlon
7 MAR 2009 / 17:30

Rank	Name	Nat	Date of Birth	Order	Result	Points
1	PAHAPILL Mikk	EST	18 JUL 1983	14	2.12	915 PB
2	SEBRLE Roman	CZE	26 NOV 1974	6	2.09	887
3	DROZDOV Aleksey	RUS	3 DEC 1983	13	2.09	887 SB
4	FRULLANI William	ITA	21 SEP 1979	5	2.06	859 PB
4	KASYANOV Oleksiy	UKR	26 AUG 1985	10	2.06	859 PB
6	LOGEL Franck	FRA	8 JAN 1985	11	2.03	831
7	FÉLIX Agustín	ESP	14 MAR 1979	2	2.03	831
8	NIKLAUS André	GER	30 AUG 1981	12	2.03	831
9	MARTINEAU Eugene	NED	14 MAY 1980	3	2.00	803 SB
10	RAJA Andres	EST	2 JUN 1982	4	2.00	803
11	SCHWARZL Roland	AUT	10 DEC 1980	9	1.97	776 =PB
12	QUERIN Gaël	FRA	26 JUN 1987	8	1.97	776 PB
13	SINTNICOLAAS Eelco	NED	7 APR 1987	1	1.91	723 PB
14	NIKITIN Yevhen	UKR	9 JAN 1985	15	1.91	723
	KISLOV Aleksandr	RUS	4 NOV 1984	7	DNS	

		1.70	1.73	1.76	1.79	1.82	1.85	1.88	1.91	1.94	1.97	2.00	2.03	2.06	2.09	2.12	2.15
1	PAHAPILL M	-	-	-	-	-	-	-	-	-	o	o	o	o	o	o	xxx
2	SEBRLE R	-	-	-	-	-	-	-	-	o	-	o	o	xo	o	xxx	
3	DROZDOV A	-	-	-	-	-	-	-	o	-	o	o	o	o	xo	xxx	
4	FRULLANI W	-	-	-	-	-	-	-	o	-	o	o	xo	xxo	xxx		
4	KASYANOV O	-	-	-	-	-	o	-	o	o	o	o	xo	xxo	-	-	
6	LOGEL F	-	-	-	-	-	o	-	o	o	o	xxo	o	xxx			
7	FÉLIX A	-	-	-	-	-	o	-	o	-	o	xxo	xxo	xxx			
8	NIKLAUS A	-	-	-	-	-	-	-	xxo	xo	xo	xo	xxo	xxx			
9	MARTINEAU E	-	-	-	-	-	-	o	o	o	xo	o	xxx				
10	RAJA A	-	-	-	-	-	-	o	-	o	o	xxo	xxx				
11	SCHWARZL R	-	-	-	-	-	o	o	o	o	xxo	xxx					
12	QUERIN G	-	-	-	-	xo	-	o	o	xxo	xxo	xxx					
13	SINTNICOLAAS E	-	-	-	-	o	-	o	xo	xxx							
14	NIKITIN Y	-	-	-	o	o	o	xxo	xo	xxx							
	KISLOV A	-	-	-	-	-	-	-	-	-	-	-	-	-	-	-	-

Heptathlon Men
High Jump Men - Heptathlon
7 MAR 2009 / 17:30

Rank	Name	Nat	Date of Birth	Order	Result	Points
1	PAHAPILL Mikk	EST	18 JUL 1983	14	2.12	915 PB
2	SEBRLE Roman	CZE	26 NOV 1974	6	2.09	887
3	DROZDOV Aleksey	RUS	3 DEC 1983	13	2.09	887 SB
4	FRULLANI William	ITA	21 SEP 1979	5	2.06	859 PB
4	KASYANOV Oleksiy	UKR	26 AUG 1985	10	2.06	859 PB
6	LOGEL Franck	FRA	8 JAN 1985	11	2.03	831
7	FÉLIX Agustín	ESP	14 MAR 1979	2	2.03	831
8	NIKLAUS André	GER	30 AUG 1981	12	2.03	831
9	MARTINEAU Eugene	NED	14 MAY 1980	3	2.00	803 SB
10	RAJA Andres	EST	2 JUN 1982	4	2.00	803
11	SCHWARZL Roland	AUT	10 DEC 1980	9	1.97	776 =PB
12	QUERIN Gaël	FRA	26 JUN 1987	8	1.97	776 PB
13	SINTNICOLAAS Eelco	NED	7 APR 1987	1	1.91	723 PB
14	NIKITIN Yevhen	UKR	9 JAN 1985	15	1.91	723
	KISLOV Aleksandr	RUS	4 NOV 1984	7	DNS	

Results

High Jump Men - Heptathlon (cont.)

High Jump Men - Heptathlon	1.70	1.73	1.76	1.79	1.82	1.85	1.88	1.91	1.94	1.97	2.00	2.03	2.06	2.09	2.12	2.15
1 PAHAPILL M	-	-	-	-	-	-	-	-	-	o	o	o	o	o	o	xxx
2 SEBRLE R	-	-	-	-	-	-	-	-	-	o	o	o	o	xo	o	xxx
3 DROZDOV A	-	-	-	-	-	-	-	o	-	o	o	o	o	xo	xxx	
4 FRULLANI W	-	-	-	-	-	-	-	o	-	o	o	xo	xxx	xxx		
4 KASYANOV O	-	-	-	-	-	o	-	o	o	o	o	xo	xxx			
6 LOGEL F	-	-	-	-	-	o	-	o	o	o	xxo	o	xxx			
7 FÉLIX A	-	-	-	-	-	o	-	o	-	o	xxo	xxo	xxx			
8 NIKLAUS A	-	-	-	-	-	-	-	xxo	xo	xo	xo	xxo	xxx			
9 MARTINEAU E	-	-	-	-	-	-	o	o	o	xo	o	xxx				
10 RAJA A	-	-	-	-	-	-	o	-	o	o	xxo	xxx				
11 SCHWARZL R	-	-	-	-	-	o	o	o	o	xxo	xxx					
12 QUERIN G	-	-	-	-	xo	-	o	o	xxo	xxo	xxx					
13 SINTNICOLAAS E	-	-	-	-	o	-	o	xo	xxx							
14 NIKITIN Y	-	-	-	o	o	o	xxo	xo	xxx							
KISLOV A	-	-	-	-	-	-	-	-	-	-	-	-	-	-	-	-

Heptathlon Men

Long Jump Men - Heptathlon

7 MAR 2009 / 12:30

Rank	Name	Nat	Date of Birth	Order	Result	Points
1	PAHAPILL Mikk	EST	18 JUL 1983	5	7.97	1053 PB
2	KASYANOV Oleksiy	UKR	26 AUG 1985	8	7.85	1022
3	SEBRLE Roman	CZE	26 NOV 1974	15	7.72	990
4	FRULLANI William	ITA	21 SEP 1979	10	7.66	975 PB
5	SCHWARZL Roland	AUT	10 DEC 1980	7	7.59	957 SB
6	SINTNICOLAAS Eelco	NED	7 APR 1987	2	7.51	937
7	MARTINEAU Eugene	NED	14 MAY 1980	12	7.40	910 PB
8	NIKLAUS André	GER	30 AUG 1981	13	7.39	908 SB
9	RAJA Andres	EST	2 JUN 1982	1	7.37	903 SB
10	LOGEL Franck	FRA	8 JAN 1985	14	7.34	896
11	DROZDOV Aleksey	RUS	3 DEC 1983	6	7.24	871
12	QUERIN Gaël	FRA	26 JUN 1987	3	7.22	866 PB
13	FÉLIX Agustín	ESP	14 MAR 1979	11	7.19	859
14	NIKITIN Yevhen	UKR	9 JAN 1985	9	6.91	792 PB
	KISLOV Aleksandr	RUS	4 NOV 1984	4	NM	0

	1	2	3
1 PAHAPILL M	x	7.97	-
2 KASYANOV O	7.65	x	7.85
3 SEBRLE R	7.57	7.72	-
4 FRULLANI W	7.66	x	x
5 SCHWARZL R	7.39	7.46	7.59
6 SINTNICOLAAS E	x	7.30	7.51
7 MARTINEAU E	7.03	7.19	7.40
8 NIKLAUS A	7.03	7.31	7.39
9 RAJA A	7.11	7.37	x
10 LOGEL F	7.25	7.19	7.34
11 DROZDOV A	7.12	7.11	7.24
12 QUERIN G	7.22	7.06	7.01
13 FÉLIX A	x	7.19	x
14 NIKITIN Y	6.72	6.72	6.91
KISLOV A	-	-	-

Results

Heptathlon Men

Long Jump Men - Heptathlon

7 MAR 2009 / 12:30

Rank	Name	Nat	Date of Birth	Order	Result	Points
1	PAHAPILL Mikk	EST	18 JUL 1983	5	7.97	1053 PB
2	KASYANOV Oleksiy	UKR	26 AUG 1985	8	7.85	1022
3	SEBRLE Roman	CZE	26 NOV 1974	15	7.72	990
4	FRULLANI William	ITA	21 SEP 1979	10	7.66	975 PB
5	SCHWARZL Roland	AUT	10 DEC 1980	7	7.59	957 SB
6	SINTNICOLAAS Eelco	NED	7 APR 1987	2	7.51	937
7	MARTINEAU Eugene	NED	14 MAY 1980	12	7.40	910 PB
8	NIKLAUS André	GER	30 AUG 1981	13	7.39	908 SB
9	RAJA Andres	EST	2 JUN 1982	1	7.37	903 SB
10	LOGEL Franck	FRA	8 JAN 1985	14	7.34	896
11	DROZDOV Aleksey	RUS	3 DEC 1983	6	7.24	871
12	QUERIN Gaël	FRA	26 JUN 1987	3	7.22	866 PB
13	FÉLIX Agustín	ESP	14 MAR 1979	11	7.19	859
14	NIKITIN Yevhen	UKR	9 JAN 1985	9	6.91	792 PB
	KISLOV Aleksandr	RUS	4 NOV 1984	4	NM	0

	1	2	3	
1	PAHAPILL M	x	7.97	-
2	KASYANOV O	7.65	x	7.85
3	SEBRLE R	7.57	7.72	-
4	FRULLANI W	7.66	x	x
5	SCHWARZL R	7.39	7.46	7.59
6	SINTNICOLAAS E	x	7.30	7.51
7	MARTINEAU E	7.03	7.19	7.40
8	NIKLAUS A	7.03	7.31	7.39
9	RAJA A	7.11	7.37	x
10	LOGEL F	7.25	7.19	7.34
11	DROZDOV A	7.12	7.11	7.24
12	QUERIN G	7.22	7.06	7.01
13	FÉLIX A	x	7.19	x
14	NIKITIN Y	6.72	6.72	6.91
	KISLOV A	-	-	-

Heptathlon Men

Shot Put Men - Heptathlon

7 MAR 2009 / 15:10

Rank	Name	Nat	Date of Birth	Order	Result	Points
1	DROZDOV Aleksey	RUS	3 DEC 1983	14	16.57	886
2	PAHAPILL Mikk	EST	18 JUL 1983	8	15.45	817 PB
3	SEBRLE Roman	CZE	26 NOV 1974	9	15.14	798
4	NIKLAUS André	GER	30 AUG 1981	1	14.95	787 PB
5	FRULLANI William	ITA	21 SEP 1979	10	14.90	784 PB
6	SCHWARZL Roland	AUT	10 DEC 1980	15	14.55	762 SB
7	KASYANOV Oleksiy	UKR	26 AUG 1985	12	14.51	760
8	RAJA Andres	EST	2 JUN 1982	7	14.15	738
9	NIKITIN Yevhen	UKR	9 JAN 1985	4	14.12	736
10	FÉLIX Agustín	ESP	14 MAR 1979	3	13.71	711
11	MARTINEAU Eugene	NED	14 MAY 1980	2	13.63	706 SB
12	QUERIN Gaël	FRA	26 JUN 1987	13	13.03	669 PB
13	LOGEL Franck	FRA	8 JAN 1985	6	12.74	651
14	SINTNICOLAAS Eelco	NED	7 APR 1987	5	12.35	628
	KISLOV Aleksandr	RUS	4 NOV 1984	11	DNS	

Results

Shot Put Men - Heptathlon (cont.)

Shot Put Men - Heptathlon		1	2	3
1	DROZDOV A	15.89	16.50	16.57
2	PAHAPILL M	15.17	15.45	15.25
3	SEBRLE R	x	15.14	14.80
4	NIKLAUS A	14.27	14.95	x
5	FRULLANI W	14.72	14.71	14.90
6	SCHWARZL R	14.55	x	x
7	KASYANOV O	14.29	x	14.51
8	RAJA A	14.14	x	14.15
9	NIKITIN Y	12.33	14.12	x
10	FÉLIX A	13.71	13.61	x
11	MARTINEAU E	13.63	x	x
12	QUERIN G	12.95	13.03	x
13	LOGEL F	12.74	x	12.42
14	SINTNICOLAAS E KISLOV A	12.35	x	12.18

Heptathlon Men
Shot Put Men - Heptathlon
7 MAR 2009 / 15:10

Rank	Name	Nat	Date of Birth	Order	Result	Points
1	DROZDOV Aleksey	RUS	3 DEC 1983	14	16.57	886
2	PAHAPILL Mikk	EST	18 JUL 1983	8	15.45	817 PB
3	SEBRLE Roman	CZE	26 NOV 1974	9	15.14	798
4	NIKLAUS André	GER	30 AUG 1981	1	14.95	787 PB
5	FRULLANI William	ITA	21 SEP 1979	10	14.90	784 PB
6	SCHWARZL Roland	AUT	10 DEC 1980	15	14.55	762 SB
7	KASYANOV Oleksiy	UKR	26 AUG 1985	12	14.51	760
8	RAJA Andres	EST	2 JUN 1982	7	14.15	738
9	NIKITIN Yevhen	UKR	9 JAN 1985	4	14.12	736
10	FÉLIX Agustín	ESP	14 MAR 1979	3	13.71	711
11	MARTINEAU Eugene	NED	14 MAY 1980	2	13.63	706 SB
12	QUERIN Gaël	FRA	26 JUN 1987	13	13.03	669 PB
13	LOGEL Franck	FRA	8 JAN 1985	6	12.74	651
14	SINTNICOLAAS Eelco	NED	7 APR 1987	5	12.35	628
	KISLOV Aleksandr	RUS	4 NOV 1984	11	DNS	

		1	2	3
1	DROZDOV A	15.89	16.50	16.57
2	PAHAPILL M	15.17	15.45	15.25
3	SEBRLE R	x	15.14	14.80
4	NIKLAUS A	14.27	14.95	x
5	FRULLANI W	14.72	14.71	14.90
6	SCHWARZL R	14.55	x	x
7	KASYANOV O	14.29	x	14.51
8	RAJA A	14.14	x	14.15
9	NIKITIN Y	12.33	14.12	x
10	FÉLIX A	13.71	13.61	x
11	MARTINEAU E	13.63	x	x
12	QUERIN G	12.95	13.03	x
13	LOGEL F	12.74	x	12.42
14	SINTNICOLAAS E KISLOV A	12.35	x	12.18