

## Results

**400m Men  
Round 1**
**6 MAR 2009 / 11:15**

Rank	Name	Nat	Date of Birth	Lane	Result
1	WISSMAN Johan	SWE	2 NOV 1982	6	46.49 Q
2	ZELLER Clemens	AUT	2 JUL 1984	5	46.61 Q
3	CIEPIELA Jan	POL	21 JAN 1989	5	46.72 Q PB
3	LICCIARDELLO Claudio	ITA	11 JAN 1986	6	46.72 Q
5	VIERU Ioan	ROU	4 JAN 1979	6	46.99 Q
6	BUCK Richard	GBR	14 NOV 1986	5	47.04 Q
7	GILLICK David	IRL	9 JUL 1983	5	47.10 Q
8	GALVAN Matteo	ITA	24 AUG 1988	6	47.18 Q
9	LEAVEY Nick	GBR	27 AUG 1986	5	47.19 Q
10	DECIMUS Yoan	FRA	30 NOV 1987	4	47.22 q
11	KLIMCZAK Piotr	POL	18 JAN 1980	4	47.24 q
11	MELNYKOV Stanislav	UKR	26 FEB 1987	4	47.24
13	FONSAT Yannick	FRA	16 JUN 1988	6	47.28 Q
14	KRASNOV Vladimir	RUS	19 AUG 1990	4	47.31
15	EZQUERRO Santiago	ESP	11 SEP 1981	3	47.45
16	HEIKKILÄ Jussi	FIN	21 MAR 1983	3	47.53 SB
17	RIIS Jacob	DEN	24 MAY 1984	3	47.54 PB
18	UJAKPOR Mark	ESP	18 JAN 1987	3	47.59
19	HONGISTO Visa	FIN	9 APR 1987	2	47.70 PB
20	ZNAVA Peter	SVK	6 OCT 1982	2	47.85
21	TAMAÇ Serdar	TUR	7 AUG 1985	2	47.94
22	BUBE Andreas	DEN	13 JUL 1987	1	48.02
23	SZETEI Petr	CZE	16 SEP 1984	4	48.03
24	KAYAS Ali Ekber	TUR	5 APR 1987	1	48.65
25	CAMPEANU Catalin	ROU	10 MAR 1985	3	48.66
26	HYDE Nicklas	DEN	5 JUN 1986	2	49.30
	REINA Antonio Manuel	ESP	13 JUN 1981	2	DNF

**400m Men**
**Round 1 Heat 1**
**6 MAR 2009 / 11:15**

Rank	Name	Nat	Date of Birth	Lane	Reaction time	Result
1	WISSMAN Johan	SWE	2 NOV 1982	6	0.229	46.49 Q
2	ZELLER Clemens	AUT	2 JUL 1984	5	0.264	46.61 Q
3	KLIMCZAK Piotr	POL	18 JAN 1980	4	0.293	47.24 q
4	HONGISTO Visa	FIN	9 APR 1987	2	0.144	47.70 PB
5	BUBE Andreas	DEN	13 JUL 1987	1	0.143	48.02
6	CAMPEANU Catalin	ROU	10 MAR 1985	3	0.174	48.66

**Intermediate times:**

200m

21.60

WISSMAN Johan (SWE)

**400m Men**
**Round 1 Heat 2**
**6 MAR 2009 / 11:21**

Rank	Name	Nat	Date of Birth	Lane	Reaction time	Result
1	GALVAN Matteo	ITA	24 AUG 1988	6	0.181	47.18 Q
2	LEAVEY Nick	GBR	27 AUG 1986	5	0.239	47.19 Q
3	DECIMUS Yoan	FRA	30 NOV 1987	4	0.207	47.22 q
4	EZQUERRO Santiago	ESP	11 SEP 1981	3	0.189	47.45
5	KAYAS Ali Ekber	TUR	5 APR 1987	1	0.248	48.65
6	HYDE Nicklas	DEN	5 JUN 1986	2	0.204	49.30

**Intermediate times:**

200m

21.81

GALVAN Matteo (ITA)

**INTERNET Service: [www.european-athletics.org](http://www.european-athletics.org)**
**Timing, Measurement & Data Service by**


printed at FRI 6 MAR 2009 20:31

Page 1 of 35

## Results

**400m Men  
Round 1 Heat 3**
**6 MAR 2009 / 11:27**

Rank	Name	Nat	Date of Birth	Lane	Reaction time	Result
1	VIERU Ioan	ROU	4 JAN 1979	6	0.263	46.99 Q
2	BUCK Richard	GBR	14 NOV 1986	5	0.199	47.04 Q
3	MELNYKOV Stanislav	UKR	26 FEB 1987	4	0.176	47.24
4	UJAKPOR Mark	ESP	18 JAN 1987	3	0.163	47.59
5	ZNAVA Peter	SVK	6 OCT 1982	2	0.173	47.85

Intermediate times: 200m 21.68 BUCK Richard (GBR)

**400m Men  
Round 1 Heat 4**
**6 MAR 2009 / 11:33**

Rank	Name	Nat	Date of Birth	Lane	Reaction time	Result
1	GILLICK David	IRL	9 JUL 1983	5	0.188	47.10 Q
2	FONSAT Yannick	FRA	16 JUN 1988	6	0.222	47.28 Q
3	RIIS Jacob	DEN	24 MAY 1984	3	0.154	47.54 PB
4	SZETEI Petr	CZE	16 SEP 1984	4	0.256	48.03
	REINA Antonio Manuel	ESP	13 JUN 1981	2	0.225	DNF

Intermediate times: 200m 21.87 GILLICK David (IRL)

**400m Men  
Round 1 Heat 5**
**6 MAR 2009 / 11:39**

Rank	Name	Nat	Date of Birth	Lane	Reaction time	Result
1	CIEPIELA Jan	POL	21 JAN 1989	5		46.72 Q PB
1	LICCIARDELLO Claudio	ITA	11 JAN 1986	6	0.237	46.72 Q
3	KRASNOV Vladimir	RUS	19 AUG 1990	4	0.255	47.31
4	HEIKKILÄ Jussi	FIN	21 MAR 1983	3	0.190	47.53 SB
5	TAMAÇ Serdar	TUR	7 AUG 1985	2	0.203	47.94

Intermediate times: 200m 21.77 LICCIARDELLO Claudio (ITA)

Qualified: First 2 in each heat (Q) and 2 best performers (q) advance to the Semifinals

**400m Men  
Semifinals**
**6 MAR 2009 / 18:05**

Rank	Name	Nat	Date of Birth	Lane	Result
1	LICCIARDELLO Claudio	ITA	11 JAN 1986	6	46.31 Q
2	WISSMAN Johan	SWE	2 NOV 1982	6	46.38 Q SB
3	VIERU Ioan	ROU	4 JAN 1979	5	46.61 Q SB
4	BUCK Richard	GBR	14 NOV 1986	3	46.76 Q
5	ZELLER Clemens	AUT	2 JUL 1984	3	46.84 Q
6	GALVAN Matteo	ITA	24 AUG 1988	4	47.45 Q
7	CIEPIELA Jan	POL	21 JAN 1989	5	47.54
8	DECIMUS Yoan	FRA	30 NOV 1987	1	47.78
9	LEAVEY Nick	GBR	27 AUG 1986	2	47.93
10	FONSAT Yannick	FRA	16 JUN 1988	2	47.99
11	KLIMCZAK Piotr	POL	18 JAN 1980	1	53.81
12	GILLICK David	IRL	9 JUL 1983	4	1:37.01

## Results

**400m Men  
Semifinal 1**
**6 MAR 2009 / 18:05**

Rank	Name	Nat	Date of Birth	Lane	Reaction time	Result
1	WISSMAN Johan	SWE	2 NOV 1982	6	0.229	46.38 Q SB
2	VIERU Ioan	ROU	4 JAN 1979	5	0.237	46.61 Q SB
3	BUCK Richard	GBR	14 NOV 1986	3	0.209	46.76 Q
4	LEAVEY Nick	GBR	27 AUG 1986	2	0.199	47.93
5	KLIMCZAK Piotr	POL	18 JAN 1980	1	0.214	53.81
6	GILLICK David	IRL	9 JUL 1983	4	0.173	1:37.01

Intermediate times: 200m 21.36 WISSMAN Johan (SWE)

**400m Men  
Semifinal 2**
**6 MAR 2009 / 18:11**

Rank	Name	Nat	Date of Birth	Lane	Reaction time	Result
1	LICCIARDELLO Claudio	ITA	11 JAN 1986	6	0.154	46.31 Q
2	ZELLER Clemens	AUT	2 JUL 1984	3	0.182	46.84 Q
3	GALVAN Matteo	ITA	24 AUG 1988	4	0.184	47.45 Q
4	CIEPIELA Jan	POL	21 JAN 1989	5		47.54
5	DECIMUS Yoan	FRA	30 NOV 1987	1	0.212	47.78
6	FONSAT Yannick	FRA	16 JUN 1988	2	0.184	47.99

Intermediate times: 200m 21.82 LICCIARDELLO Claudio (ITA)

Qualified: First 3 in each heat (Q) advance to the Final

**800m Men  
Round 1**
**6 MAR 2009 / 16:55**

Rank	Name	Nat	Date of Birth	Lane	Result
1	CLAESSON Mattias	SWE	26 JUL 1986	4	1:47.83 Q SB
2	BORZAKOVSKIY Yuriy	RUS	12 APR 1981	4	1:48.10 Q
3	MARCO Luis Alberto	ESP	20 AUG 1986	3	1:48.14 Q
4	VOLOSHYN Vitaliy	UKR	12 JAN 1985	1	1:48.26 q PB
5	QUESADA Miguel	ESP	18 SEP 1979	3	1:48.37 Q
6	KOLDIN Yuriy	RUS	1 NOV 1983	2	1:48.42 q SB
7	RIFESER Lukas	ITA	17 JUL 1986	5	1:48.49 q
8	MCCARTHY David	IRL	16 JUL 1983	1	1:49.59 q
9	DE BOER Wouter	NED	29 APR 1981	2	1:50.15
10	CZAPIEWSKI Pawel	POL	30 MAR 1978	5	1:51.39
11	KSZCZOT Adam	POL	2 SEP 1989	4	1:52.07 Q
12	OLMEDO Manuel	ESP	17 MAY 1983	2	1:52.24 Q
13	ROTKIRCH Robert	FIN	9 FEB 1984	5	1:52.32
14	BAUSCHINGER René	GER	12 JUN 1985	3	1:52.50
15	LEWANDOWSKI Marcin	POL	13 JUN 1987	2	1:54.19 Q
16	OSMOLOVYCH Oleksandr	UKR	8 OCT 1985	1	1:54.29 Q
17	TAKÁCS Dávid	HUN	15 FEB 1986	4	1:54.45
18	RAPATZ Andreas	AUT	5 SEP 1986	5	1:54.67
	BOBBATO Maurizio	ITA	17 FEB 1979	3	DNS

## Results

**800m Men**
**Round 1 Heat 1**
**6 MAR 2009 / 16:55**

Rank	Name	Nat	Date of Birth	Lane	Result
1	KSZCZOT Adam	POL	2 SEP 1989	4	1:52.07 Q
2	OLMEDO Manuel	ESP	17 MAY 1983	2	1:52.24 Q
3	ROTKIRCH Robert	FIN	9 FEB 1984	5	1:52.32
4	BAUSCHINGER René	GER	12 JUN 1985	3	1:52.50

**Intermediate times:**

200m	28.56	ROTKIRCH Robert (FIN)
400m	58.41	ROTKIRCH Robert (FIN)
600m	1:26.88	KSZCZOT Adam (POL)

**800m Men**
**Round 1 Heat 2**
**6 MAR 2009 / 17:02**

Rank	Name	Nat	Date of Birth	Lane	Result
1	CLAESSON Mattias	SWE	26 JUL 1986	4	1:47.83 Q SB
2	MARCO Luis Alberto	ESP	20 AUG 1986	3	1:48.14 Q
3	VOLOSHYN Vitaliy	UKR	12 JAN 1985	1	1:48.26 q PB
4	KOLDIN Yuriy	RUS	1 NOV 1983	2	1:48.42 q SB
5	CZAPIEWSKI Pawel	POL	30 MAR 1978	5	1:51.39

**Intermediate times:**

200m	26.00	KOLDIN Yuriy (RUS)
400m	53.19	KOLDIN Yuriy (RUS)
600m	1:21.19	CLAESSON Mattias (SWE)

**800m Men**
**Round 1 Heat 3**
**6 MAR 2009 / 17:09**

Rank	Name	Nat	Date of Birth	Lane	Result
1	LEWANDOWSKI Marcin	POL	13 JUN 1987	2	1:54.19 Q
2	OSMOLOVYCH Oleksandr	UKR	8 OCT 1985	1	1:54.29 Q
3	TAKÁCS Dávid	HUN	15 FEB 1986	4	1:54.45
4	RAPATZ Andreas	AUT	5 SEP 1986	5	1:54.67
	BOBBATO Maurizio	ITA	17 FEB 1979	3	DNS

**Intermediate times:**

200m	30.04	RAPATZ Andreas (AUT)
400m	1:02.08	RAPATZ Andreas (AUT)
600m	1:28.48	LEWANDOWSKI Marcin (POL)


**800m Men**
**Round 1 Heat 4**
**6 MAR 2009 / 17:16**

Rank	Name	Nat	Date of Birth	Lane	Result
1	BORZAKOVSKIY Yuriy	RUS	12 APR 1981	4	1:48.10 Q
2	QUESADA Miguel	ESP	18 SEP 1979	3	1:48.37 Q
3	RIFESER Lukas	ITA	17 JUL 1986	5	1:48.49 q
4	MCCARTHY David	IRL	16 JUL 1983	1	1:49.59 q
5	DE BOER Wouter	NED	29 APR 1981	2	1:50.15

**Intermediate times:**

200m	26.58	DE BOER Wouter (NED)
400m	54.70	DE BOER Wouter (NED)
600m	1:21.55	RIFESER Lukas (ITA)

**Qualified:** First 2 in each heat (Q) and 4 best performers (q) advance to the Semifinals

**INTERNET Service: [www.european-athletics.org](http://www.european-athletics.org)**
**Timing, Measurement & Data Service by** 

printed at FRI 6 MAR 2009 20:31

Page 4 of 35

## Results

**3000m Men  
Round 1**
**6 MAR 2009 / 11:45**

Rank	Name	Nat	Date of Birth	Order	Result
1	TAHRI Bouabdellah	FRA	20 DEC 1978	7	7:52.58 Q
2	SÁNCHEZ Sergio	ESP	1 OCT 1982	11	7:52.75 Q
3	BAYRAK Selim	TUR	30 NOV 1987	8	7:52.93 Q
4	MCCORMICK Nick	GBR	11 SEP 1981	3	7:53.35 Q
5	DRAPER Mark	GBR	28 JUN 1984	2	7:53.91 q PB
6	YOSSEF Gezachw	ISR	1 JAN 1975	4	7:59.44 q
7	MINCZÉR Albert	HUN	1 OCT 1986	10	8:00.94 q
8	WALLERÄNG Olle	SWE	5 FEB 1985	2	8:02.09 Q
9	ESPANA Jesús	ESP	21 AUG 1978	3	8:02.99 Q
10	FARAH Mo	GBR	13 MAR 1983	8	8:03.26 Q
11	ESPANA Francisco	ESP	27 OCT 1984	6	8:03.96 Q
12	PRÖLL Martin	AUT	21 MAR 1981	1	8:04.84 q
13	KÄCK Oskar	SWE	17 JUN 1982	5	8:05.42
14	SMAIL Noureddine	FRA	6 FEB 1987	6	8:07.17
15	STEINBAUER Martin	AUT	25 SEP 1980	12	8:08.03
16	NURME Tiidrek	EST	18 NOV 1985	4	8:08.81
17	VAN HOOFF Willem	BEL	18 FEB 1979	5	8:10.07
18	ORLOV Aleksandr	RUS	23 FEB 1981	11	8:12.12
19	WALLERSTEIN Johan	SWE	12 OCT 1978	7	8:12.65
20	TOPKARA Ali	TUR	4 NOV 1983	9	8:23.57
	BELABBAS Mohamed-Khaled	FRA	4 JUL 1981	10	DNF
	FLORIANI Yuri	ITA	25 DEC 1981	1	DNF
	LEBID Serhiy	UKR	15 JUL 1975	9	DNF

**3000m Men  
Round 1 Heat 1**
**6 MAR 2009 / 11:45**

Rank	Name	Nat	Date of Birth	Order	Result
1	TAHRI Bouabdellah	FRA	20 DEC 1978	7	7:52.58 Q
2	SÁNCHEZ Sergio	ESP	1 OCT 1982	11	7:52.75 Q
3	BAYRAK Selim	TUR	30 NOV 1987	8	7:52.93 Q
4	MCCORMICK Nick	GBR	11 SEP 1981	3	7:53.35 Q
5	DRAPER Mark	GBR	28 JUN 1984	2	7:53.91 q PB
6	YOSSEF Gezachw	ISR	1 JAN 1975	4	7:59.44 q
7	MINCZÉR Albert	HUN	1 OCT 1986	10	8:00.94 q
8	KÄCK Oskar	SWE	17 JUN 1982	5	8:05.42
9	SMAIL Noureddine	FRA	6 FEB 1987	6	8:07.17
10	STEINBAUER Martin	AUT	25 SEP 1980	12	8:08.03
	FLORIANI Yuri	ITA	25 DEC 1981	1	DNF
	LEBID Serhiy	UKR	15 JUL 1975	9	DNF

**Intermediate times:**

1000m 2:38.83  
2000m 5:19.92

MCCORMICK Nick (GBR)  
MCCORMICK Nick (GBR)

## Results

### 3000m Men Round 1 Heat 2

6 MAR 2009 / 11:57

Rank	Name	Nat	Date of Birth	Order	Result
1	WALLERÄNG Olle	SWE	5 FEB 1985	2	8:02.09 Q
2	ESPANA Jesús	ESP	21 AUG 1978	3	8:02.99 Q
3	FARAH Mo	GBR	13 MAR 1983	8	8:03.26 Q
4	ESPANA Francisco	ESP	27 OCT 1984	6	8:03.96 Q
5	PRÖLL Martin	AUT	21 MAR 1981	1	8:04.84 q
6	NURME Tiidrek	EST	18 NOV 1985	4	8:08.81
7	VAN HOOFF Willem	BEL	18 FEB 1979	5	8:10.07
8	ORLOV Aleksandr	RUS	23 FEB 1981	11	8:12.12
9	WALLERSTEIN Johan	SWE	12 OCT 1978	7	8:12.65
10	TOPKARA Ali	TUR	4 NOV 1983	9	8:23.57
	BELABBAS Mohamed-Khaled	FRA	4 JUL 1981	10	DNF

Intermediate times:

1000m 2:44.92 TOPKARA Ali (TUR)  
2000m 5:25.67 FARAH Mo (GBR)


Qualified: First 4 in each heat (Q) and 4 best performers (q) advance to the Final

### 60m Hurdles Men Round 1

6 MAR 2009 / 10:15

Rank	Name	Nat	Date of Birth	Lane	Result
1	BORISOV Yevgeniy	RUS	7 MAR 1984	8	7.63 Q
2	SVOBODA Petr	CZE	10 OCT 1984	4	7.64 Q
3	BALNUWEIT Erik	GER	21 SEP 1988	2	7.65 Q
4	SCHWARZER Helge	GER	26 NOV 1985	2	7.68 Q
4	SEDOC Gregory	NED	16 OCT 1981	6	7.68 Q
6	DOUCOURÉ Ladj	FRA	28 MAR 1983	8	7.70 Q
6	MATHISZIK Willi	GER	17 JUN 1984	6	7.70 Q
8	TURNER Andy	GBR	19 SEP 1980	3	7.73 Q
9	BROOHAERTS Damien	BEL	12 NOV 1984	4	7.75 Q
9	SCOTT Allan	GBR	27 DEC 1982	7	7.75 Q
11	DOUVALÍDIS Konstadinos	GRE	10 MAR 1987	3	7.76 Q
11	QUINÓNEZ Jackson	ESP	12 JUN 1980	7	7.76 q
13	LYNSHA Maksim	BLR	6 APR 1985	5	7.77 q
14	DARIEN Garfield	FRA	22 DEC 1987	2	7.78 q
15	GRABUSIC Jurica	CRO	28 MAR 1983	7	7.81 q
16	KRONBERG Robert	SWE	15 AUG 1976	5	7.85 q
17	SHABANOV Konstantin	RUS	17 NOV 1989	8	7.86
18	JANECEK Matúš	SVK	14 JUL 1985	7	7.90
19	SONCK Juha	FIN	15 APR 1981	5	7.93
20	ABATE Emanuele	ITA	8 JUL 1985	5	7.94 R 162.7
20	BAJI Balázs	HUN	9 JUN 1989	2	7.94
22	MALKIC Adnan	BIH	8 JUN 1988	4	7.96 NR
23	BENTSEN Jon Yde	DEN	19 DEC 1985	3	7.98
24	BITINCKA Elton	ALB	26 MAY 1985	3	8.07
25	ILLIN Michael	ISR	8 OCT 1984	4	8.12
26	LAUGESEN Christian	DEN	10 JAN 1986	6	8.24
	ILARIANI David	GEO	20 JAN 1981	6	DQ R 162.7

INTERNET Service: [www.european-athletics.org](http://www.european-athletics.org)

Timing, Measurement & Data Service by 

printed at FRI 6 MAR 2009 20:31

Page 6 of 35

## Results

**60m Hurdles Men  
Round 1 Heat 1**
**6 MAR 2009 / 10:15**

Rank	Name	Nat	Date of Birth	Lane	Reaction time	Fn	Result
1	SEDOC Gregory	NED	16 OCT 1981	6	0.200	F1	7.68 Q
2	SCOTT Allan	GBR	27 DEC 1982	7	0.147		7.75 Q
3	LYNSHA Maksim	BLR	6 APR 1985	5	0.219		7.77 Q
4	DARIEN Garfield	FRA	22 DEC 1987	2	0.233		7.78 q
5	SHABANOV Konstantin	RUS	17 NOV 1989	8	0.187		7.86
6	BENTSEN Jon Yde	DEN	19 DEC 1985	3	0.172		7.98
7	ILLIN Michael	ISR	8 OCT 1984	4	0.227		8.12

**60m Hurdles Men  
Round 1 Heat 2**
**6 MAR 2009 / 10:21**

Rank	Name	Nat	Date of Birth	Lane	Reaction time	Fn	Result
1	SCHWARZER Helge	GER	26 NOV 1985	2	0.220		7.68 Q
2	DOUCOURÉ Ladj	FRA	28 MAR 1983	8	0.201		7.70 Q
3	BROOHAERTS Damien	BEL	12 NOV 1984	4	0.188	F1	7.75 Q
4	QUINÓNEZ Jackson	ESP	12 JUN 1980	7	0.199		7.76 q
5	ABATE Emanuele	ITA	8 JUL 1985	5	0.217		7.94 R 162.7
6	BITINCKA Elton	ALB	26 MAY 1985	3	0.244		8.07
	ILARIANI David	GEO	20 JAN 1981	6		F2	DQ R 162.7

**60m Hurdles Men  
Round 1 Heat 3**
**6 MAR 2009 / 10:27**

Rank	Name	Nat	Date of Birth	Lane	Reaction time	Result
1	BORISOV Yevgeniy	RUS	7 MAR 1984	8	0.166	7.63 Q
2	BALNUWEIT Erik	GER	21 SEP 1988	2	0.143	7.65 Q
3	DOUVALIDIS Konstadinos	GRE	10 MAR 1987	3	0.163	7.76 Q
4	GRABUSIC Jurica	CRO	28 MAR 1983	7	0.160	7.81 q
5	KRONBERG Robert	SWE	15 AUG 1976	5	0.152	7.85 q
6	MALKIC Adnan	BIH	8 JUN 1988	4	0.170	7.96 NR
7	LAUGESEN Christian	DEN	10 JAN 1986	6	0.154	8.24

**60m Hurdles Men  
Round 1 Heat 4**
**6 MAR 2009 / 10:33**

Rank	Name	Nat	Date of Birth	Lane	Reaction time	Result
1	SVOBODA Petr	CZE	10 OCT 1984	4	0.200	7.64 Q
2	MATHISZIK Willi	GER	17 JUN 1984	6	0.166	7.70 Q
3	TURNER Andy	GBR	19 SEP 1980	3	0.149	7.73 Q
4	JANECEK Matúš	SVK	14 JUL 1985	7	0.226	7.90
5	SONCK Juha	FIN	15 APR 1981	5	0.127	7.93
6	BAJI Balázs	HUN	9 JUN 1989	2	0.207	7.94

Qualified: First 3 in each heat (Q) and 4 best performers (q) advance to the Semifinals

## Results

**60m Hurdles Men  
Semifinal**
**6 MAR 2009 / 16:10**

Rank	Name	Nat	Date of Birth	Lane	Result
1	SVOBODA Petr	CZE	10 OCT 1984	4	7.55 Q =NR
2	DOUCOURÉ Ladj	FRA	28 MAR 1983	6	7.55 Q
3	BORISOV Yevgeniy	RUS	7 MAR 1984	3	7.60 Q
4	SEDOC Gregory	NED	16 OCT 1981	5	7.61 Q
5	DARIEN Garfield	FRA	22 DEC 1987	1	7.63 Q =PB
6	TURNER Andy	GBR	19 SEP 1980	7	7.68 Q
7	MATHISZIK Willi	GER	17 JUN 1984	3	7.70
8	QUINÓNEZ Jackson	ESP	12 JUN 1980	2	7.71
9	SCOTT Allan	GBR	27 DEC 1982	6	7.74 Q
10	BROOHAERTS Damien	BEL	12 NOV 1984	7	7.74 Q
11	LYNSHA Maksim	BLR	6 APR 1985	8	7.76
12	KRONBERG Robert	SWE	15 AUG 1976	2	7.78
13	BALNUWEIT Erik	GER	21 SEP 1988	4	7.79
14	DOUVALIDIS Konstadinos	GRE	10 MAR 1987	8	7.82
15	GRABUSIC Jurica	CRO	28 MAR 1983	1	7.88
	SCHWARZER Helge	GER	26 NOV 1985	5	DNF

**60m Hurdles Men  
Semifinal 1**
**6 MAR 2009 / 16:10**

Rank	Name	Nat	Date of Birth	Lane	Reaction time	Result
1	BORISOV Yevgeniy	RUS	7 MAR 1984	3	0.154	7.60 Q
2	DARIEN Garfield	FRA	22 DEC 1987	1	0.186	7.63 Q =PB
3	SCOTT Allan	GBR	27 DEC 1982	6	0.142	7.74 Q
4	BROOHAERTS Damien	BEL	12 NOV 1984	7	0.143	7.74 Q
5	LYNSHA Maksim	BLR	6 APR 1985	8	0.191	7.76
6	KRONBERG Robert	SWE	15 AUG 1976	2	0.125	7.78
7	BALNUWEIT Erik	GER	21 SEP 1988	4	0.144	7.79
	SCHWARZER Helge	GER	26 NOV 1985	5	0.161	DNF

**60m Hurdles Men  
Semifinal 2**
**6 MAR 2009 / 16:17**

Rank	Name	Nat	Date of Birth	Lane	Reaction time	Fn	Result
1	SVOBODA Petr	CZE	10 OCT 1984	4	0.159		7.55 Q =NR
2	DOUCOURÉ Ladj	FRA	28 MAR 1983	6	0.172		7.55 Q
3	SEDOC Gregory	NED	16 OCT 1981	5	0.156		7.61 Q
4	TURNER Andy	GBR	19 SEP 1980	7	0.138	F1	7.68 Q
5	MATHISZIK Willi	GER	17 JUN 1984	3	0.151		7.70
6	QUINÓNEZ Jackson	ESP	12 JUN 1980	2	0.200		7.71
7	DOUVALIDIS Konstadinos	GRE	10 MAR 1987	8	0.176		7.82
8	GRABUSIC Jurica	CRO	28 MAR 1983	1	0.136		7.88

Qualified: First 4 in each heat (Q) advance to the Final



## Results

**60m Hurdles Men**
**Final**
**6 MAR 2009 / 18:50**

Rank	Name	Nat	Date of Birth	Lane	Reaction time	Result
1	DOUCOURÉ Ladj	FRA	28 MAR 1983	6	0.145	7.55
2	SEDOC Gregory	NED	16 OCT 1981	7	0.140	7.55
3	SVOBODA Petr	CZE	10 OCT 1984	4	0.170	7.61
4	TURNER Andy	GBR	19 SEP 1980	1	0.142	7.62
5	BORISOV Yevgeniy	RUS	7 MAR 1984	3	0.169	7.64
6	DARIEN Garfield	FRA	22 DEC 1987	5	0.177	7.66
7	BROOHAERTS Damien	BEL	12 NOV 1984	2	0.160	7.74
8	SCOTT Allan	GBR	27 DEC 1982	8	0.155	7.78

**High Jump Men**
**Qualification**
**6 MAR 2009 / 15:40**

Rank	Name	Nat	Date of Birth	Order	Result
1	UKHOV Ivan	RUS	29 MAR 1986	11	2.30 Q
2	SPANK Raul	GER	13 JUL 1988	13	2.30 Q =PB
3	DMITRIK Aleksey	RUS	12 APR 1984	11	2.30 Q =SB
3	IOANNOU Kyriakos	CYP	26 JUL 1984	4	2.30 Q SB
5	CAMPIOLI Filippo	ITA	21 FEB 1982	3	2.30 Q =PB
6	TOPIC Dragutin	SRB	12 MAR 1971	6	2.27 q
7	BANIÓTIS Konstadínos	GRE	6 NOV 1986	15	2.27 q =PB
8	BONDARENKO Bohdan	UKR	30 AUG 1989	14	2.27 q =PB
8	SHUSTOV Aleksandr	RUS	13 AUG 1984	8	2.27 q
10	CIOTTI Nicola	ITA	5 OCT 1976	12	2.27
11	KABELKA Michal	SVK	4 FEB 1985	5	2.22
12	ONI Samson	GBR	25 JUN 1981	8	2.22
13	SHAPOVAL Viktor	UKR	17 OCT 1979	4	2.22
14	BEDNAREK Sylwester	POL	28 APR 1989	10	2.22
15	NARTOV Oleksandr	UKR	21 MAY 1988	2	2.22
16	BERNARD Martyn	GBR	15 DEC 1984	3	2.22
16	BETTINELLI Andrea	ITA	6 OCT 1978	9	2.22
18	BERMEJO Javier	ESP	23 DEC 1978	14	2.22
19	SANCHO Miguel Ángel	ESP	24 APR 1990	2	2.22
20	BÁBA Jaroslav	CZE	2 SEP 1984	6	2.17
20	HORÁK Peter	SVK	7 DEC 1983	15	2.17
20	NUIJENS Martijn	NED	18 NOV 1983	7	2.17
20	THÖRNBLAD Linus	SWE	6 MAR 1985	7	2.17
20	ZAITSAU Artsiom	BLR	7 DEC 1984	1	2.17
25	STANYS Raivydas	LTU	3 FEB 1987	1	2.17
26	MITICOV Andrei	MDA	15 NOV 1986	12	2.17 SB
27	DIARRA Abdoulaye	FRA	27 MAY 1988	5	2.17
27	KALAFUS Martin	SVK	8 DEC 1988	9	2.17
27	RIEDEL Tim	GER	22 FEB 1984	13	2.17
30	PUPOLS Normunds	LAT	10 MAY 1984	10	2.12

## Results

### Qualification (cont.)

Qualification		2.12	2.17	2.22	2.27	2.30
1	UKHOV I	-	o	o	o	o
2	SPANK R	x-	o	o	o	o
3	DMITRIK A	o	o	o	xxo	xo
3	IOANNOU K	-	o	o	xxo	xo
5	CAMPIOLI F	-	o	o	xxo	xxo
6	TOPIC D	o	o	o	o	-
7	BANIÓTIS K	o	o	xo	o	xxx
8	BONDARENKO B	o	o	xo	xo	xxx
8	SHUSTOV A	o	o	xo	xo	xxx
10	CIOTTI N	o	o	xo	xxo	xxx
11	KABELKA M	o	o	o	xxx	
12	ONI S	o	xo	o	xxx	
13	SHAPOVAL V	o	xxo	o	xxx	
14	BEDNAREK S	o	o	xo	xxx	
15	NARTOV O	o	xo	xo	xxx	
16	BERNARD M	o	o	xxo	xxx	
16	BETTINELLI A	o	o	xxo	xxx	
18	BERMEJO J	o	xo	xxo	xxx	
19	SANCHO M	o	xxo	xxo	xxx	
20	BÁBA J	o	o	xxx		
20	HORÁK P	o	o	xxx		
20	NUIJENS M	o	o	xxx		
20	THÖRNBLAD L	o	o	xxx		
20	ZAITSAU A	o	o	xxx		
25	STANYIS R	xxo	o	xxx		
26	MITICOV A	o	xo	xxx		
27	DIARRA A	o	xxo	xxx		
27	KALAFUS M	o	xxo	xxx		
27	RIEDEL T	o	xxo	xxx		
30	PUPOLS N	xo	xxx			

### High Jump Men

#### Qualification Group A

6 MAR 2009 / 15:40

Rank	Name	Nat	Date of Birth	Order	Result
1	UKHOV Ivan	RUS	29 MAR 1986	11	2.30 Q
2	SPANK Raul	GER	13 JUL 1988	13	2.30 Q =PB
3	IOANNOU Kyriakos	CYP	26 JUL 1984	4	2.30 Q SB
4	CAMPIOLI Filippo	ITA	21 FEB 1982	3	2.30 Q =PB
5	BANIÓTIS Konstadínos	GRE	6 NOV 1986	15	2.27 q =PB
6	CIOTTI Nicola	ITA	5 OCT 1976	12	2.27
7	ONI Samson	GBR	25 JUN 1981	8	2.22
8	NARTOV Oleksandr	UKR	21 MAY 1988	2	2.22
9	BERMEJO Javier	ESP	23 DEC 1978	14	2.22
10	BÁBA Jaroslav	CZE	2 SEP 1984	6	2.17
10	NUIJENS Martijn	NED	18 NOV 1983	7	2.17
10	ZAITSAU Artsiom	BLR	7 DEC 1984	1	2.17
13	DIARRA Abdoulaye	FRA	27 MAY 1988	5	2.17
13	KALAFUS Martin	SVK	8 DEC 1988	9	2.17
15	PUPOLS Normunds	LAT	10 MAY 1984	10	2.12

## Results

### Qualification Group A (cont.)

Qualification Group A		2.12	2.17	2.22	2.27	2.30
1	UKHOV I	-	o	o	o	o
2	SPANK R	x-	o	o	o	o
3	IOANNOU K	-	o	o	xxo	xo
4	CAMPIOLI F	-	o	o	xxo	xxo
5	BANIÓTIS K	o	o	xo	o	xxx
6	CIOTTI N	o	o	xo	xxo	xxx
7	ONI S	o	xo	o	xxx	
8	NARTOV O	o	xo	xo	xxx	
9	BERMEJO J	o	xo	xxo	xxx	
10	BÁBA J	o	o	xxx		
10	NUJENS M	o	o	xxx		
10	ZAITSAU A	o	o	xxx		
13	DIARRA A	o	xxo	xxx		
13	KALAFUS M	o	xxo	xxx		
15	PUPOLS N	xo	xxx			

### High Jump Men

#### Qualification Group B

**6 MAR 2009 / 18:00**

Rank	Name	Nat	Date of Birth	Order	Result
1	DMITRIK Aleksey	RUS	12 APR 1984	11	2.30 Q =SB
2	TOPIC Dragutin	SRB	12 MAR 1971	6	2.27 q
3	BONDARENKO Bohdan	UKR	30 AUG 1989	14	2.27 q =PB
3	SHUSTOV Aleksandr	RUS	13 AUG 1984	8	2.27 q
5	KABELKA Michal	SVK	4 FEB 1985	5	2.22
6	SHAPOVAL Viktor	UKR	17 OCT 1979	4	2.22
7	BEDNAREK Sylwester	POL	28 APR 1989	10	2.22
8	BERNARD Martyn	GBR	15 DEC 1984	3	2.22
8	BETTINELLI Andrea	ITA	6 OCT 1978	9	2.22
10	SANCHO Miguel Ángel	ESP	24 APR 1990	2	2.22
11	HORÁK Peter	SVK	7 DEC 1983	15	2.17
11	THÖRNBLAD Linus	SWE	6 MAR 1985	7	2.17
13	STANYYS Raivydas	LTU	3 FEB 1987	1	2.17
14	MITICOV Andrei	MDA	15 NOV 1986	12	2.17 SB
15	RIEDEL Tim	GER	22 FEB 1984	13	2.17

	2.12	2.17	2.22	2.27	2.30
1	DMITRIK A	o	o	xxo	xo
2	TOPIC D	o	o	o	-
3	BONDARENKO B	o	o	xo	xxx
3	SHUSTOV A	o	o	xo	xxx
5	KABELKA M	o	o	xxx	
6	SHAPOVAL V	o	xxo	o	xxx
7	BEDNAREK S	o	o	xo	xxx
8	BERNARD M	o	o	xxo	xxx
8	BETTINELLI A	o	o	xxo	xxx
10	SANCHO M	o	xxo	xxo	xxx
11	HORÁK P	o	o	xxx	
11	THÖRNBLAD L	o	o	xxx	
13	STANYYS R	xxo	o	xxx	
14	MITICOV A	o	xo	xxx	
15	RIEDEL T	o	xxo	xxx	

Qualified: qualifying perf. 2.30 (Q) or 8 best performers (q) to the advance to the Final

## Results

### Triple Jump Men Qualification

6 MAR 2009 / 10:00

Rank	Name	Nat	Date of Birth	Order	Result	
1	UUDMÄE Jaanus	EST	24 DEC 1980	15	17.06	Q PB
2	DZIATSUK Dzmitry	BLR	9 APR 1985	14	16.96	Q PB
3	TAILLEPIERRE Karl	FRA	13 AUG 1976	12	16.88	Q
4	YASTREBOV Viktor	UKR	13 JAN 1982	6	16.78	
5	DONATO Fabrizio	ITA	14 AUG 1976	9	16.65	
6	SPASOVKHODSKIY Igor	RUS	1 AUG 1979	1	16.58	
7	PLOTNIR Yevgeniy	RUS	26 JUN 1977	7	16.50	
8	LECHANGA Jules	FRA	19 NOV 1986	5	16.49	
9	LETNICOV Vladimir	MDA	7 OCT 1981	8	16.41	
10	VOROBYEV Klim	RUS	25 MAR 1984	3	16.38	
11	DOBROVODSKÝ Jaroslav	SVK	13 DEC 1984	2	16.36	
12	SEMENENKO Yevhen	UKR	17 JUL 1984	13	16.14	
13	TAMGHO Teddy	FRA	15 JUN 1989	11	15.94	
14	GRECO Daniele	ITA	1 MAR 1989	4	15.76	
15	ANGHEL Alin	ROU	13 MAY 1986	10	15.56	

1

2

3

1	UUDMÄE J	16.39	16.49	17.06
2	DZIATSUK D	x	16.96	
3	TAILLEPIERRE K	16.29	16.88	
4	YASTREBOV V	16.66	16.78	-
5	DONATO F	x	16.65	-
6	SPASOVKHODSKIY I	16.58	x	x
7	PLOTNIR Y	16.28	16.50	16.24
8	LECHANGA J	16.47	x	16.49
9	LETNICOV V	16.41	x	x
10	VOROBYEV K	15.99	16.38	16.28
11	DOBROVODSKÝ J	16.05	16.36	15.14
12	SEMENENKO Y	15.64	x	16.14
13	TAMGHO T	15.94	x	x
14	GRECO D	x	x	15.76
15	ANGHEL A	15.56	14.94	x

### Triple Jump Men Qualification

6 MAR 2009 / 10:00

Rank	Name	Nat	Date of Birth	Order	Result	
1	UUDMÄE Jaanus	EST	24 DEC 1980	15	17.06	Q PB
2	DZIATSUK Dzmitry	BLR	9 APR 1985	14	16.96	Q PB
3	TAILLEPIERRE Karl	FRA	13 AUG 1976	12	16.88	Q
4	YASTREBOV Viktor	UKR	13 JAN 1982	6	16.78	q
5	DONATO Fabrizio	ITA	14 AUG 1976	9	16.65	q
6	SPASOVKHODSKIY Igor	RUS	1 AUG 1979	1	16.58	q
7	PLOTNIR Yevgeniy	RUS	26 JUN 1977	7	16.50	q
8	LECHANGA Jules	FRA	19 NOV 1986	5	16.49	q
9	LETNICOV Vladimir	MDA	7 OCT 1981	8	16.41	
10	VOROBYEV Klim	RUS	25 MAR 1984	3	16.38	
11	DOBROVODSKÝ Jaroslav	SVK	13 DEC 1984	2	16.36	
12	SEMENENKO Yevhen	UKR	17 JUL 1984	13	16.14	
13	TAMGHO Teddy	FRA	15 JUN 1989	11	15.94	
14	GRECO Daniele	ITA	1 MAR 1989	4	15.76	
15	ANGHEL Alin	ROU	13 MAY 1986	10	15.56	

## Results

### Qualification (cont.)

Qualification		1	2	3
1	UUDMÄE J	16.39	16.49	17.06
2	DZIATSUK D	x	16.96	
3	TAILLEPIERRE K	16.29	16.88	
4	YASTREBOV V	16.66	16.78	-
5	DONATO F	x	16.65	-
6	SPASOVKHODSKIY I	16.58	x	x
7	PLOTNIR Y	16.28	16.50	16.24
8	LECHANGA J	16.47	x	16.49
9	LETNICOV V	16.41	x	x
10	VOROBYEV K	15.99	16.38	16.28
11	DOBROVODSKÝ J	16.05	16.36	15.14
12	SEMENENKO Y	15.64	x	16.14
13	TAMGHO T	15.94	x	x
14	GRECO D	x	x	15.76
15	ANGHEL A	15.56	14.94	x

Qualified: qualifying perf. 16.85 (Q) or 8 best performers (q) to the advance to the Final

### 400m Women

#### Round 1

**6 MAR 2009 / 10:45**

Rank	Name	Nat	Date of Birth	Lane	Result
1	KRIVOSHAPKA Antonina	RUS	21 JUL 1987	6	51.56 Q
2	PYHYDA Nataliya	UKR	30 JAN 1981	6	52.64 Q SB
3	SAFONOVA Darya	RUS	21 MAR 1980	5	52.67 Q
4	ANTYUKH Natalya	RUS	26 JUN 1981	6	52.75 Q
5	FRASER Donna	GBR	7 NOV 1972	6	53.06 Q PB
6	REINA Daniela	ITA	15 MAY 1981	5	53.27 Q
7	MÄGI Maris	EST	11 AUG 1987	4	53.50 Q SB
8	SIGCRE Thélia	FRA	3 JUN 1985	5	53.57 q
9	BEHI Symphora	FRA	22 MAR 1986	4	53.81 q
10	FURLONG Brona	IRL	23 NOV 1986	2	53.84 Q PB
11	PETERSEN Sara	DEN	9 APR 1987	3	53.85 q NR
12	ANDREWS Marian	IRL	16 APR 1982	3	53.94 q PB
13	SAKA Pinar	TUR	5 NOV 1985	5	54.00
14	LOPES Patrícia	POR	11 JUL 1982	4	54.04
15	ROMERO Natalia	ESP	17 NOV 1988	3	54.36 PB
16	HELGESEN Irene Hrvik	NOR	29 MAY 1985	3	54.73
17	KIRILOVA Tsvetelina	BUL	14 JUL 1977	4	54.78
18	GÜRLER Özge	TUR	17 JUN 1985	2	55.48 SB
19	REDIF Meliz	TUR	26 MAR 1989	2	55.65
20	SHALA Klodiana	ALB	22 AUG 1979	2	55.70

### 400m Women

#### Round 1 Heat 1 (4)

**6 MAR 2009 / 10:45**

Rank	Name	Nat	Date of Birth	Lane	Reaction time	Result
1	ANTYUKH Natalya	RUS	26 JUN 1981	6	0.275	52.75 Q
2	REINA Daniela	ITA	15 MAY 1981	5		53.27 Q
3	ANDREWS Marian	IRL	16 APR 1982	3	0.153	53.94 q PB
4	LOPES Patrícia	POR	11 JUL 1982	4	0.270	54.04
5	GÜRLER Özge	TUR	17 JUN 1985	2	0.242	55.48 SB

Intermediate times:

200m

24.61

ANTYUKH Natalya (RUS)

INTERNET Service: [www.european-athletics.org](http://www.european-athletics.org)

Timing, Measurement & Data Service by



printed at FRI 6 MAR 2009 20:31

Page 13 of 35

## Results

**400m Women**
**Round 1 Heat 2 (4)**
**6 MAR 2009 / 10:51**

Rank	Name	Nat	Date of Birth	Lane	Reaction time	Result
1	SAFONOVA Darya	RUS	21 MAR 1980	5		52.67 Q
2	FRASER Donna	GBR	7 NOV 1972	6	0.218	53.06 Q PB
3	BEHI Symphora	FRA	22 MAR 1986	4	0.282	53.81 q
4	HELGESEN Irene Hrvik	NOR	29 MAY 1985	3	0.212	54.73
5	SHALA Klodiana	ALB	22 AUG 1979	2		55.70

Intermediate times:

200m 24.57 SAFONOVA Darya (RUS)

**400m Women**
**Round 1 Heat 3 (4)**
**6 MAR 2009 / 10:57**

Rank	Name	Nat	Date of Birth	Lane	Reaction time	Result
1	KRIVOSHAPKA Antonina	RUS	21 JUL 1987	6	0.268	51.56 Q
2	MÄGI Maris	EST	11 AUG 1987	4		53.50 Q SB
3	SIGCRE Thélia	FRA	3 JUN 1985	5	0.349	53.57 q
4	ROMERO Natalia	ESP	17 NOV 1988	3		54.36 PB
5	REDIF Meliz	TUR	26 MAR 1989	2		55.65

Intermediate times:

200m 24.51 KRIVOSHAPKA Antonina (RUS)

**400m Women**
**Round 1 Heat 4 (4)**
**6 MAR 2009 / 11:03**

Rank	Name	Nat	Date of Birth	Lane	Reaction time	Result
1	PYHYDA Nataliya	UKR	30 JAN 1981	6	0.195	52.64 Q SB
2	FURLONG Brona	IRL	23 NOV 1986	2	0.167	53.84 Q PB
3	PETERSEN Sara	DEN	9 APR 1987	3	0.215	53.85 q NR
4	SAKA Pinar	TUR	5 NOV 1985	5	0.237	54.00
5	KIRILOVA Tsvetelina	BUL	14 JUL 1977	4		54.78

Intermediate times:

200m 24.17 PYHYDA Nataliya (UKR)

Qualified: First 2 in each heat (Q) and 4 best performers (q) advance to the Semifinals

**400m Women**
**Semifinals**
**6 MAR 2009 / 17:45**

Rank	Name	Nat	Date of Birth	Lane	Result
1	KRIVOSHAPKA Antonina	RUS	21 JUL 1987	6	51.59 Q
2	PYHYDA Nataliya	UKR	30 JAN 1981	5	52.63 Q SB
3	SAFONOVA Darya	RUS	21 MAR 1980	6	52.86 Q
4	ANTYUKH Natalya	RUS	26 JUN 1981	5	52.90 Q
5	REINA Daniela	ITA	15 MAY 1981	3	53.21 Q
6	MÄGI Maris	EST	11 AUG 1987	4	53.43 SB
7	SIGCRE Thélia	FRA	3 JUN 1985	2	53.48 =PB
8	FRASER Donna	GBR	7 NOV 1972	3	53.59 Q
9	ANDREWS Marian	IRL	16 APR 1982	1	53.92 PB
10	FURLONG Brona	IRL	23 NOV 1986	4	53.96
11	PETERSEN Sara	DEN	9 APR 1987	1	54.63
12	BEHI Symphora	FRA	22 MAR 1986	2	54.81

## Results

**400m Women  
Semifinal 1 (2)**
**6 MAR 2009 / 17:45**

Rank	Name	Nat	Date of Birth	Lane	Reaction time	Result
1	PYHYDA Nataliya	UKR	30 JAN 1981	5	0.186	52.63 Q SB
2	SAFONOVA Darya	RUS	21 MAR 1980	6	0.266	52.86 Q
3	REINA Daniela	ITA	15 MAY 1981	3	0.215	53.21 Q
4	MÄGI Maris	EST	11 AUG 1987	4		53.43 SB
5	SIGCRE Thélia	FRA	3 JUN 1985	2	0.274	53.48 =PB
6	PETERSEN Sara	DEN	9 APR 1987	1		54.63

Intermediate times: 200m 24.72 REINA Daniela (ITA)

**400m Women  
Semifinal 2 (2)**
**6 MAR 2009 / 17:51**

Rank	Name	Nat	Date of Birth	Lane	Reaction time	Result
1	KRIVOSHAPKA Antonina	RUS	21 JUL 1987	6	0.283	51.59 Q
2	ANTYUKH Natalya	RUS	26 JUN 1981	5	0.205	52.90 Q
3	FRASER Donna	GBR	7 NOV 1972	3	0.188	53.59 Q
4	ANDREWS Marian	IRL	16 APR 1982	1	0.155	53.92 PB
5	FURLONG Brona	IRL	23 NOV 1986	4	0.204	53.96
6	BEHI Symphora	FRA	22 MAR 1986	2	0.196	54.81

Intermediate times: 200m 24.21 KRIVOSHAPKA Antonina (RUS)

Qualified: First 3 in each heat (Q) advance to the Final


**800m Women  
Round 1**
**6 MAR 2009 / 16:25**

Rank	Name	Nat	Date of Birth	Lane	Result
1	MEADOWS Jennifer	GBR	17 APR 1981	4	2:03.11 Q
2	SAVINOVA Mariya	RUS	13 AUG 1985	3	2:03.70 Q
3	ZBROZHEK Oksana	RUS	12 JAN 1978	2	2:03.74 Q
4	CUSMA PICCIONE Elisa	ITA	24 JUL 1981	4	2:03.97 Q
5	HAK Yvonne	NED	30 JUN 1986	5	2:04.10 q
6	TVERDOSTUP Tamara	UKR	17 JUL 1979	2	2:04.24 q
7	LUPU Nataliya	UKR	4 NOV 1987	3	2:04.26 q
8	NEACSU Mihaela	ROU	3 MAY 1979	5	2:04.75 q
9	PETLYUK Tetyana	UKR	22 FEB 1982	4	2:04.96 Q
10	OKORO Marilyn	GBR	23 SEP 1984	1	2:05.01 Q
11	STORBACKA Karin	FIN	27 APR 1987	1	2:05.17 q
12	LAVRIC Mirela	ROU	17 FEB 1991	2	2:05.31 q
13	SATROVÁ Dana	CZE	12 DEC 1986	3	2:05.47
14	PÉRIZ Elián	ESP	1 APR 1984	5	2:08.10

**800m Women  
Round 1 Heat 1**
**6 MAR 2009 / 16:25**

Rank	Name	Nat	Date of Birth	Lane	Result
1	MEADOWS Jennifer	GBR	17 APR 1981	4	2:03.11 Q
2	SAVINOVA Mariya	RUS	13 AUG 1985	3	2:03.70 Q
3	HAK Yvonne	NED	30 JUN 1986	5	2:04.10 q
4	TVERDOSTUP Tamara	UKR	17 JUL 1979	2	2:04.24 q

INTERNET Service: [www.european-athletics.org](http://www.european-athletics.org)

Timing, Measurement & Data Service by 

printed at FRI 6 MAR 2009 20:31

Page 15 of 35

## Results

### Round 1 Heat 1 (cont.)

#### Intermediate times:

200m	30.27	MEADOWS Jennifer (GBR)
400m	1:02.18	MEADOWS Jennifer (GBR)
600m	1:33.43	MEADOWS Jennifer (GBR)

### 800m Women

#### Round 1 Heat 2

6 MAR 2009 / 16:32

Rank	Name	Nat	Date of Birth	Lane	Result
1	PETLYUK Tetyana	UKR	22 FEB 1982	4	2:04.96 Q
2	OKORO Marilyn	GBR	23 SEP 1984	1	2:05.01 Q
3	LAVRIC Mirela	ROU	17 FEB 1991	2	2:05.31 q
4	SATROVÁ Dana	CZE	12 DEC 1986	3	2:05.47
5	PÉRIZ Elián	ESP	1 APR 1984	5	2:08.10

#### Intermediate times:

200m	31.45	OKORO Marilyn (GBR)
400m	1:03.89	OKORO Marilyn (GBR)
600m	1:34.92	OKORO Marilyn (GBR)

### 800m Women

#### Round 1 Heat 3

6 MAR 2009 / 16:39

Rank	Name	Nat	Date of Birth	Lane	Result
1	ZBROZHEK Oksana	RUS	12 JAN 1978	2	2:03.74 Q
2	CUSMA PICCIONE Elisa	ITA	24 JUL 1981	4	2:03.97 Q
3	LUPU Nataliya	UKR	4 NOV 1987	3	2:04.26 q
4	NEACSU Mihaela	ROU	3 MAY 1979	5	2:04.75 q
5	STORBACKA Karin	FIN	27 APR 1987	1	2:05.17 q

#### Intermediate times:

200m	31.07	NEACSU Mihaela (ROU)
400m	1:02.67	NEACSU Mihaela (ROU)
600m	1:34.27	CUSMA PICCIONE Elisa (ITA)

Qualified: First 2 in each heat (Q) and 6 best performers (q) advance to the Semifinals

### 1500m Women

#### Round 1

6 MAR 2009 / 17:25

Rank	Name	Nat	Date of Birth	Order	Result
1	ZOLOTOVA Yevgeniya	RUS	28 APR 1983	1	4:11.31 Q
2	ALMINOVA Anna	RUS	17 JAN 1985	5	4:11.44 Q
3	RODRÍGUEZ Natalia	ESP	2 JUN 1979	3	4:11.73 Q
4	ROMAN Sonja	SLO	11 MAR 1979	8	4:11.75 Q
5	TE RAA Marije	NED	22 JUN 1984	1	4:11.80 Q PB
6	YEVDOKIMOVA Natalya	RUS	17 MAR 1978	4	4:11.97 q
7	CHOJECKA Lidia	POL	25 JAN 1977	2	4:12.09 Q
8	MUNCAN Marina	SRB	6 NOV 1982	2	4:12.23 q NR
9	MCGETTIGAN Roisín	IRL	23 AUG 1980	7	4:12.25 q
10	VANDEN BEMPT Sigríð	BEL	10 FEB 1981	4	4:12.36 NR
11	DESVIAT Esther	ESP	27 JAN 1982	3	4:12.94
12	SCOTT Susan	GBR	26 SEP 1978	6	4:13.40
13	ENGLAND Hannah	GBR	6 MAR 1987	8	4:14.75
14	JOHANSSON Ulrika	SWE	9 FEB 1975	9	4:17.65
15	TEIXEIRA Sandra	POR	13 MAR 1978	7	4:18.53
16	KURT Yeliz	TUR	15 JAN 1984	5	4:23.73
17	LUSTIGOVÁ Marcela	CZE	11 NOV 1982	9	4:39.63
	JÄRVENPÄÄ Mari	FIN	29 NOV 1981	6	DNS



## Results

**1500m Women**
**Round 1 Heat 1**
**6 MAR 2009 / 17:25**

Rank	Name	Nat	Date of Birth	Order	Result
1	ZOLOTOVA Yevgeniya	RUS	28 APR 1983	1	4:11.31 Q
2	ROMAN Sonja	SLO	11 MAR 1979	8	4:11.75 Q
3	CHOJECKA Lidia	POL	25 JAN 1977	2	4:12.09 Q
4	VANDEN BEMPT Sigrid	BEL	10 FEB 1981	4	4:12.36 NR
5	DESVIAT Esther	ESP	27 JAN 1982	3	4:12.94
6	SCOTT Susan	GBR	26 SEP 1978	6	4:13.40
7	JOHANSSON Ulrika	SWE	9 FEB 1975	9	4:17.65
8	TEIXEIRA Sandra	POR	13 MAR 1978	7	4:18.53
9	KURT Yeliz	TUR	15 JAN 1984	5	4:23.73

**Intermediate times:**

400m	1:06.62	ROMAN Sonja (SLO)
800m	2:15.29	ROMAN Sonja (SLO)
1200m	3:24.14	ROMAN Sonja (SLO)

**1500m Women**
**Round 1 Heat 2**
**6 MAR 2009 / 17:33**

Rank	Name	Nat	Date of Birth	Order	Result
1	ALMINOVA Anna	RUS	17 JAN 1985	5	4:11.44 Q
2	RODRÍGUEZ Natalia	ESP	2 JUN 1979	3	4:11.73 Q
3	TE RAA Marije	NED	22 JUN 1984	1	4:11.80 Q PB
4	YEVDOKIMOVA Natalya	RUS	17 MAR 1978	4	4:11.97 q
5	MUNCAN Marina	SRB	6 NOV 1982	2	4:12.23 q NR
6	MCGETTIGAN Róisín	IRL	23 AUG 1980	7	4:12.25 q
7	ENGLAND Hannah	GBR	6 MAR 1987	8	4:14.75
8	LUSTIGOVÁ Marcela	CZE	11 NOV 1982	9	4:39.63
	JÄRVENPÄÄ Mari	FIN	29 NOV 1981	6	DNS

**Intermediate times:**

400m	1:05.95	ALMINOVA Anna (RUS)
800m	2:13.67	ALMINOVA Anna (RUS)
1200m	3:22.79	ALMINOVA Anna (RUS)

**Qualified:** First 3 in each heat (Q) and 3 best performers (q) advance to the Final

## Results

**60m Hurdles Women  
Round 1**
**6 MAR 2009 / 9:45**


Rank	Name	Nat	Date of Birth	Lane	Result
1	BERINGS Eline	BEL	28 MAY 1986	2	8.00 Q
2	VUKICEVIC Christina	NOR	18 JUN 1987	8	8.05 Q
3	O'ROURKE Derval	IRL	28 MAY 1981	8	8.06 Q
4	CLAXTON Sarah	GBR	23 SEP 1979	8	8.07 Q
4	NYTRA Carolin	GER	26 FEB 1985	2	8.07 Q PB
4	SKROBÁKOVÁ Lucie	CZE	4 JAN 1982	3	8.07 Q
7	SOLOVYOVA Anastasiya	RUS	18 FEB 1985	3	8.10 Q
8	HILDEBRAND Nadine	GER	20 SEP 1987	6	8.11 Q
9	DAVIN Elisabeth	BEL	3 JUN 1981	7	8.13 Q
10	KONDAKOVA Yuliya	RUS	4 DEC 1981	4	8.17 Q
10	TALAI Alina	BLR	14 MAY 1989	5	8.17 Q PB
12	BILLAUD Cindy	FRA	11 MAR 1986	6	8.18 q
12	CATTANEO Micol	ITA	14 MAY 1982	2	8.18 Q
14	ANTONOVA Aleksandra	RUS	24 MAR 1980	3	8.19 q
15	ALOZIE Glory	ESP	30 DEC 1977	4	8.20 q =SB
16	JOTANOVIC Jelena	SRB	15 OCT 1983	6	8.24 q
17	KIZILDAG Esen	TUR	30 SEP 1980	6	8.28
17	PAPLAUSKAYA Katsiaryna	BLR	7 MAY 1987	3	8.28
19	URECH Lisa	SUI	27 JUL 1989	7	8.31
20	TORRIJOS Ana	ESP	3 JAN 1987	7	8.32
21	VIIGIPUU Kadri	EST	4 FEB 1982	2	8.34
22	MOROSANU Angela	ROU	26 JUL 1986	4	8.35
23	BENNETT Gemma	GBR	4 JAN 1984	7	8.75
24	GIRARD Patricia	FRA	8 APR 1968	5	8.98
25	RUSTIGNOLI Barbara	SMR	16 OCT 1984	4	9.36 NR
	BOBKOVÁ Miriam	SVK	2 MAR 1979	5	DQ R 162.7
	KRASOVSKA Olena	UKR	17 JUN 1976	5	DNS

**60m Hurdles Women  
Round 1 Heat 1 (4)**
**6 MAR 2009 / 9:45**

Rank	Name	Nat	Date of Birth	Lane	Reaction time	Fn	Result
1	O'ROURKE Derval	IRL	28 MAY 1981	8	0.159		8.06 Q
2	HILDEBRAND Nadine	GER	20 SEP 1987	6	0.201		8.11 Q
3	DAVIN Elisabeth	BEL	3 JUN 1981	7	0.167	F1	8.13 Q
4	ALOZIE Glory	ESP	30 DEC 1977	4	0.254		8.20 q =SB
5	PAPLAUSKAYA Katsiaryna	BLR	7 MAY 1987	3	0.212		8.28
6	VIIGIPUU Kadri	EST	4 FEB 1982	2	0.203		8.34
	KRASOVSKA Olena	UKR	17 JUN 1976	5			DNS

**60m Hurdles Women  
Round 1 Heat 2 (4)**
**6 MAR 2009 / 9:52**

Rank	Name	Nat	Date of Birth	Lane	Reaction time	Fn	Result
1	VUKICEVIC Christina	NOR	18 JUN 1987	8	0.151		8.05 Q
2	SOLOVYOVA Anastasiya	RUS	18 FEB 1985	3	0.229		8.10 Q
3	CATTANEO Micol	ITA	14 MAY 1982	2	0.169		8.18 Q
4	JOTANOVIC Jelena	SRB	15 OCT 1983	6	0.177	F1	8.24 q
5	BENNETT Gemma	GBR	4 JAN 1984	7	0.195		8.75
6	RUSTIGNOLI Barbara	SMR	16 OCT 1984	4			9.36 NR
	BOBKOVÁ Miriam	SVK	2 MAR 1979	5		F2	DQ R 162.7

**INTERNET Service: [www.european-athletics.org](http://www.european-athletics.org)**
**Timing, Measurement & Data Service by **

printed at FRI 6 MAR 2009 20:31

Page 18 of 35

## Results

**60m Hurdles Women**
**Round 1 Heat 3 (4)**
**6 MAR 2009 / 9:59**

Rank	Name	Nat	Date of Birth	Lane	Reaction time	Result
1	SKROBÁKOVÁ Lucie	CZE	4 JAN 1982	3	0.184	8.07 Q
2	NYTRA Carolin	GER	26 FEB 1985	2	0.187	8.07 Q PB
3	KONDAKOVA Yuliya	RUS	4 DEC 1981	4	0.205	8.17 Q
4	KIZILDAG Esen	TUR	30 SEP 1980	6	0.181	8.28
5	URECH Lisa	SUI	27 JUL 1989	7	0.172	8.31
6	GIRARD Patricia	FRA	8 APR 1968	5	0.167	8.98

**60m Hurdles Women**
**Round 1 Heat 4 (4)**
**6 MAR 2009 / 10:06**

Rank	Name	Nat	Date of Birth	Lane	Reaction time	Result
1	BERINGS Eline	BEL	28 MAY 1986	2	0.160	8.00 Q
2	CLAXTON Sarah	GBR	23 SEP 1979	8	0.148	8.07 Q
3	TALAI Alina	BLR	14 MAY 1989	5	0.185	8.17 Q PB
4	BILLAUD Cindy	FRA	11 MAR 1986	6	0.152	8.18 q
5	ANTONOVA Aleksandra	RUS	24 MAR 1980	3	0.200	8.19 q
6	TORRIJOS Ana	ESP	3 JAN 1987	7	0.210	8.32
7	MOROSANU Angela	ROU	26 JUL 1986	4	0.229	8.35

Qualified: First 3 in each heat (Q) and 4 best performers (q) advance to the Semifinals

**60m Hurdles Women**
**Semifinal**
**6 MAR 2009 / 15:45**

Rank	Name	Nat	Date of Birth	Lane	Result
1	CLAXTON Sarah	GBR	23 SEP 1979	7	7.96 Q =NR
2	O'ROURKE Derval	IRL	28 MAY 1981	6	8.00 Q
3	BERINGS Eline	BEL	28 MAY 1986	6	8.01 Q
4	VUKICEVIC Christina	NOR	18 JUN 1987	5	8.02 Q
5	SOLOVYOVA Anastasiya	RUS	18 FEB 1985	4	8.02 Q PB
6	BILLAUD Cindy	FRA	11 MAR 1986	2	8.05 Q PB
6	NYTRA Carolin	GER	26 FEB 1985	3	8.05 Q PB
6	SKROBÁKOVÁ Lucie	CZE	4 JAN 1982	5	8.05 Q
9	DAVIN Elisabeth	BEL	3 JUN 1981	7	8.07 Q PB
10	KONDAKOVA Yuliya	RUS	4 DEC 1981	8	8.08
11	HILDEBRAND Nadine	GER	20 SEP 1987	4	8.14 Q
12	ANTONOVA Aleksandra	RUS	24 MAR 1980	3	8.15
13	TALAI Alina	BLR	14 MAY 1989	2	8.20
14	ALOZIE Glory	ESP	30 DEC 1977	1	8.21
14	CATTANEO Micol	ITA	14 MAY 1982	8	8.21
16	JOTANOVIC Jelena	SRB	15 OCT 1983	1	8.26

## Results

**60m Hurdles Women  
Semifinal 1**
**6 MAR 2009 / 15:45**

Rank	Name	Nat	Date of Birth	Lane	Reaction time	Fn	Result	
1	O'ROURKE Derval	IRL	28 MAY 1981	6	0.166	F1	8.00	Q
2	VUKICEVIC Christina	NOR	18 JUN 1987	5	0.176		8.02	Q
3	SOLOVYOVA Anastasiya	RUS	18 FEB 1985	4	0.198		8.02	Q
4	BILLAUD Cindy	FRA	11 MAR 1986	2	0.150		8.05	Q
5	NYTRA Carolin	GER	26 FEB 1985	3	0.145		8.05	PB
6	DAVIN Elisabeth	BEL	3 JUN 1981	7	0.164		8.07	PB
7	KONDAKOVA Yuliya	RUS	4 DEC 1981	8	0.163		8.08	
8	ALOZIE Glory	ESP	30 DEC 1977	1	0.249		8.21	

**60m Hurdles Women  
Semifinal 2**
**6 MAR 2009 / 15:52**

Rank	Name	Nat	Date of Birth	Lane	Reaction time	Fn	Result	
1	CLAXTON Sarah	GBR	23 SEP 1979	7	0.142		7.96	Q
2	BERINGS Eline	BEL	28 MAY 1986	6	0.174		8.01	Q
3	SKROBÁKOVÁ Lucie	CZE	4 JAN 1982	5	0.188		8.05	Q
4	HILDEBRAND Nadine	GER	20 SEP 1987	4	0.210		8.14	Q
5	ANTONOVA Aleksandra	RUS	24 MAR 1980	3	0.187		8.15	
6	TALAI Alina	BLR	14 MAY 1989	2	0.206		8.20	
7	CATTANEO Micol	ITA	14 MAY 1982	8	0.233	F1	8.21	
8	JOTANOVIC Jelena	SRB	15 OCT 1983	1	0.201		8.26	

Qualified: First 4 in each heat (Q) advance to the Final

**60m Hurdles Women  
Final**
**6 MAR 2009 / 18:40**

Rank	Name	Nat	Date of Birth	Lane	Reaction time	Fn	Result	
1	BERINGS Eline	BEL	28 MAY 1986	3	0.181		7.92	NR,EL
2	SKROBÁKOVÁ Lucie	CZE	4 JAN 1982	8	0.174		7.95	NR
3	O'ROURKE Derval	IRL	28 MAY 1981	6	0.168		7.97	SB
4	VUKICEVIC Christina	NOR	18 JUN 1987	4	0.179		8.04	
5	SOLOVYOVA Anastasiya	RUS	18 FEB 1985	7	0.160		8.05	
6	HILDEBRAND Nadine	GER	20 SEP 1987	1	0.197	F1	8.16	
7	BILLAUD Cindy	FRA	11 MAR 1986	2	0.148		8.19	
8	CLAXTON Sarah	GBR	23 SEP 1979	5	0.158		8.21	

## Results

### Pole Vault Women Qualification

6 MAR 2009 / 15:50

Rank	Name	Nat	Date of Birth	Order	Result	
1	GADSCHIEW Kristina	GER	3 JUL 1984	15	4.40	q
1	GIORDANO BRUNO Anna	ITA	13 DEC 1980	14	4.40	q =NR
1	GOLUBCHIKOVA Yuliya	RUS	27 MAR 1983	4	4.40	q
1	KIRYASHOVA Aleksandra	RUS	21 AUG 1985	12	4.40	q
5	BATTKE Anna	GER	3 JAN 1985	10	4.40	q
6	DENNISON Kate	GBR	7 MAY 1984	17	4.40	q
7	PIWOWARSKA Joanna	POL	4 NOV 1983	16	4.40	q
8	SPIEGELBURG Silke	GER	17 MAR 1986	1	4.35	q
9	TAVARES Maria Eleonor	POR	24 SEP 1985	5	4.35	PB
10	NIKKANEN Minna	FIN	9 APR 1988	19	4.35	=NR
11	ZAHARIÁDI Mariánna	CYP	25 FEB 1990	3	4.35	
12	KIRIAKOPOÚLOU Nikolía	GRE	21 MAR 1986	18	4.35	=SB
13	PTÁČNÍKOVÁ Jirina	CZE	20 MAY 1986	13	4.25	
13	SCARPELLINI Elena	ITA	14 JAN 1987	7	4.25	
15	BÜCHLER Nicole	SUI	17 DEC 1983	8	4.25	
16	ANSEL Elisabete	POR	7 MAR 1980	9	4.05	
17	HOLM Caroline Bonde	DEN	19 JUL 1990	11	4.05	
18	BROWN Zoë	IRL	15 SEP 1983	2	4.05	
18	LARSLSEN Cathrine	NOR	5 DEC 1986	20	4.05	
20	BARRER Zhanna	ISR	2 SEP 1983	6	3.80	=NR

3.55 3.80 4.05 4.25 4.35 4.40 4.45

1	GADSCHIEW K	-	-	-	o	o	o
1	GIORDANO BRUNO A	-	o	o	o	o	o
1	GOLUBCHIKOVA Y	-	-	-	o	-	o
1	KIRYASHOVA A	-	-	-	o	-	o
5	BATTKE A	-	-	-	-	-	xo
6	DENNISON K	-	-	o	o	xo	xo
7	PIWOWARSKA J	-	-	o	o	o	xxo
8	SPIEGELBURG S	-	-	-	o	o	-
9	TAVARES M	-	o	xo	o	o	xxx
10	NIKKANEN M	-	-	xo	xxo	o	xxx
11	ZAHARIÁDI M	-	-	-	o	xxo	xxx
12	KIRIAKOPOÚLOU N	-	-	o	xxo	xxo	xxx
13	PTÁČNÍKOVÁ J	-	-	o	o	xxx	
13	SCARPELLINI E	-	o	o	o	xx-	x
15	BÜCHLER N	-	-	o	xxo	xxx	
16	ANSEL E	-	o	o	xxx		
17	HOLM C	-	xo	o	xxx		
18	BROWN Z	-	o	xo	xxx		
18	LARSLSEN C	-	-	-	xo	xxx	
20	BARRER Z	o	o	xxx			

## Results

### Pole Vault Women Qualification

6 MAR 2009 / 15:50

Rank	Name	Nat	Date of Birth	Order	Result	
1	GADSCHIEW Kristina	GER	3 JUL 1984	15	4.40	q
1	GIORDANO BRUNO Anna	ITA	13 DEC 1980	14	4.40	q =NR
1	GOLUBCHIKOVA Yuliya	RUS	27 MAR 1983	4	4.40	q
1	KIRYASHOVA Aleksandra	RUS	21 AUG 1985	12	4.40	q
5	BATTKE Anna	GER	3 JAN 1985	10	4.40	q
6	DENNISON Kate	GBR	7 MAY 1984	17	4.40	q
7	PIWOWARSKA Joanna	POL	4 NOV 1983	16	4.40	q
8	SPIEGELBURG Silke	GER	17 MAR 1986	1	4.35	q
9	TAVARES Maria Eleonor	POR	24 SEP 1985	5	4.35	PB
10	NIKKANEN Minna	FIN	9 APR 1988	19	4.35	=NR
11	ZAHARIÁDI Mariánna	CYP	25 FEB 1990	3	4.35	
12	KIRIAKOPOÚLOU Nikolía	GRE	21 MAR 1986	18	4.35	=SB
13	PTÁČNÍKOVÁ Jirina	CZE	20 MAY 1986	13	4.25	
13	SCARPELLINI Elena	ITA	14 JAN 1987	7	4.25	
15	BÜCHLER Nicole	SUI	17 DEC 1983	8	4.25	
16	ANSEL Elisabete	POR	7 MAR 1980	9	4.05	
17	HOLM Caroline Bonde	DEN	19 JUL 1990	11	4.05	
18	BROWN Zoë	IRL	15 SEP 1983	2	4.05	
18	LARSLSEN Cathrine	NOR	5 DEC 1986	20	4.05	
20	BARRER Zhanna	ISR	2 SEP 1983	6	3.80	=NR

	3.55	3.80	4.05	4.25	4.35	4.40	4.45
1	GADSCHIEW K	-	-	-	o	o	o
1	GIORDANO BRUNO A	-	o	o	o	o	o
1	GOLUBCHIKOVA Y	-	-	-	o	-	o
1	KIRYASHOVA A	-	-	-	o	-	o
5	BATTKE A	-	-	-	-	-	xo
6	DENNISON K	-	-	o	o	xo	xo
7	PIWOWARSKA J	-	-	o	o	o	xxo
8	SPIEGELBURG S	-	-	-	o	o	-
9	TAVARES M	-	o	xo	o	o	xxx
10	NIKKANEN M	-	-	xo	xxo	o	xxx
11	ZAHARIÁDI M	-	-	-	o	xxo	xxx
12	KIRIAKOPOÚLOU N	-	-	o	xxo	xxo	xxx
13	PTÁČNÍKOVÁ J	-	-	o	o	xxx	
13	SCARPELLINI E	-	o	o	o	xx-	x
15	BÜCHLER N	-	-	o	xxo	xxx	
16	ANSEL E	-	o	o	xxx		
17	HOLM C	-	xo	o	xxx		
18	BROWN Z	-	o	xo	xxx		
18	LARSLSEN C	-	-	xo	xxx		
20	BARRER Z	o	o	xxx			

Qualified: qualifying perf. 4.45 (Q) or 8 best performers (q) to the advance to the Final

## Results

### Long Jump Women Qualification

6 MAR 2009 / 12:15

Rank	Name	Nat	Date of Birth	Order	Result	
1	BALTA Ksenija	EST	11 JAN 1986	12	6.75 Q	NR
2	SOKOLOVA Yelena	RUS	23 JUL 1986	7	6.71 Q	PB
3	KOLARIC Nina	SLO	12 DEC 1986	6	6.67 Q	NR
4	KIVINE Sirkka-Liisa	EST	22 JUN 1977	1	6.66 Q	PB
5	PROPER Kelly	IRL	1 MAY 1988	11	6.59 Q	NR
6	KUCHERENKO Olga	RUS	5 NOV 1985	13	6.58 Q	
7	SKIBINSKA Joanna	POL	21 FEB 1985	5	6.53	
8	VOYKINA Tatyana	RUS	16 OCT 1981	2	6.51	
9	TIGAU Viorica	ROU	12 AUG 1979	8	6.46	
10	MILITARU Alina	ROU	10 APR 1982	17	6.43	=SB
11	BAUSCHKE Melanie	GER	14 JUL 1988	9	6.39	
12	PUSTERLA Irone	SUI	21 JUN 1988	10	6.31	
13	MEY Karin Melis	TUR	31 MAY 1984	14	6.30	
14	VELDÁKOVÁ Jana	SVK	3 JUN 1981	4	6.22	
15	DEIAC Cornelia	ROU	20 MAR 1988	15	6.22	
16	VICENZINO Tania	ITA	1 APR 1986	16	6.20	
17	BATAT Rotem	ISR	6 SEP 1986	18	6.04	
	LOUREIRO Arantza	ESP	22 FEB 1981	3	NM	

	1	2	3	
1	BALTA K	6.43	x	6.75
2	SOKOLOVA Y	6.71		
3	KOLARIC N	6.51	6.67	
4	KIVINE S	x	6.66	
5	PROPER K	x	6.59	
6	KUCHERENKO O	6.58		
7	SKIBINSKA J	x	x	6.53
8	VOYKINA T	x	6.51	6.31
9	TIGAU V	6.35	6.46	6.33
10	MILITARU A	x	6.43	6.43
11	BAUSCHKE M	6.30	6.38	6.39
12	PUSTERLA I	6.03	x	6.31
13	MEY K	x	x	6.30
14	VELDÁKOVÁ J	6.22	x	4.53
15	DEIAC C	x	6.22	-
16	VICENZINO T	6.13	6.10	6.20
17	BATAT R	4.66	5.98	6.04
	LOUREIRO A	x	x	-

## Results

### Long Jump Women Qualification

6 MAR 2009 / 12:15

Rank	Name	Nat	Date of Birth	Order	Result	
1	BALTA Ksenija	EST	11 JAN 1986	12	6.75 Q	NR
2	SOKOLOVA Yelena	RUS	23 JUL 1986	7	6.71 Q	PB
3	KOLARIC Nina	SLO	12 DEC 1986	6	6.67 Q	NR
4	KIVINE Sirkka-Liisa	EST	22 JUN 1977	1	6.66 Q	PB
5	PROPER Kelly	IRL	1 MAY 1988	11	6.59 Q	NR
6	KUCHERENKO Olga	RUS	5 NOV 1985	13	6.58 Q	
7	SKIBINSKA Joanna	POL	21 FEB 1985	5	6.53 q	
8	VOYKINA Tatyana	RUS	16 OCT 1981	2	6.51 q	
9	TIGAU Viorica	ROU	12 AUG 1979	8	6.46	
10	MILITARU Alina	ROU	10 APR 1982	17	6.43	=SB
11	BAUSCHKE Melanie	GER	14 JUL 1988	9	6.39	
12	PUSTERLA Irone	SUI	21 JUN 1988	10	6.31	
13	MEY Karin Melis	TUR	31 MAY 1984	14	6.30	
14	VELDÁKOVÁ Jana	SVK	3 JUN 1981	4	6.22	
15	DEIAC Cornelia	ROU	20 MAR 1988	15	6.22	
16	VICENZINO Tania	ITA	1 APR 1986	16	6.20	
17	BATAT Rotem	ISR	6 SEP 1986	18	6.04	
	LOUREIRO Arantza	ESP	22 FEB 1981	3	NM	

	1	2	3	
1	BALTA K	6.43	x	6.75
2	SOKOLOVA Y	6.71		
3	KOLARIC N	6.51	6.67	
4	KIVINE S	x	6.66	
5	PROPER K	x	6.59	
6	KUCHERENKO O	6.58		
7	SKIBINSKA J	x	x	6.53
8	VOYKINA T	x	6.51	6.31
9	TIGAU V	6.35	6.46	6.33
10	MILITARU A	x	6.43	6.43
11	BAUSCHKE M	6.30	6.38	6.39
12	PUSTERLA I	6.03	x	6.31
13	MEY K	x	x	6.30
14	VELDÁKOVÁ J	6.22	x	4.53
15	DEIAC C	x	6.22	-
16	VICENZINO T	6.13	6.10	6.20
17	BATAT R	4.66	5.98	6.04
	LOUREIRO A	x	x	-

Qualified: qualifying perf. 6.55 (Q) or 8 best performers (q) to the advance to the Final



## Results

### Triple Jump Women Qualification

6 MAR 2009 / 17:40

Rank	Name	Nat	Date of Birth	Order	Result	
1	SESTAK Marija	SLO	17 APR 1979	8	14.52	Q =SB
2	PAPHRISTOU Paraskeví	GRE	14 APR 1989	17	14.47	Q PB
3	NZOLA MESO BA Teresa	FRA	30 NOV 1983	18	14.14	q SB
4	VELDÁKOVÁ Dana	SVK	3 JUN 1981	13	14.13	q
5	TOPIC Biljana	SRB	17 OCT 1977	1	14.08	q
6	ZONGO Amy	FRA	4 OCT 1980	4	14.07	q
7	TARANOVA-POTAPOVA Anastasiya	RUS	6 SEP 1985	6	14.06	q
8	RODIC Snezana	SLO	19 AUG 1982	14	14.06	q
9	LEIBAK Kaire	EST	21 MAY 1988	21	13.99	
10	BUJIN Cristina	ROU	12 APR 1988	7	13.94	
11	MARTINEZ Magdelin	ITA	10 FEB 1976	16	13.91	
12	TOMA Carmen	ROU	28 MAR 1989	5	13.88	
13	DEMUT Katja	GER	21 DEC 1983	15	13.76	
14	MAMYEYEV Svitlana	UKR	19 APR 1982	20	13.73	
15	SARRAPIO Patricia	ESP	16 NOV 1982	12	13.73	SB
16	SKIBINSKA Joanna	POL	21 FEB 1985	10	13.69	
16	VIATKINA Natalia	BLR	10 FEB 1987	11	13.69	PB
18	MIRONCHYK Nastassia	BLR	13 APR 1989	19	13.60	
19	PINTSAAR Liane	EST	17 MAR 1990	2	13.41	
20	BEKLARYAN Haykanush	ARM	21 JAN 1989	3	12.57	=NR
	SESTÁKOVÁ Martina	CZE	12 OCT 1978	9	NM	

1 2 3

1	SESTAK M	14.52		
2	PAPHRISTOU P	14.47		
3	NZOLA MESO BA T	x	13.95	14.14
4	VELDÁKOVÁ D	x	13.90	14.13
5	TOPIC B	14.08	x	x
6	ZONGO A	13.51	14.07	13.98
7	TARANOVA-POTAPOVA	14.03	14.06	13.87
8	RODIC S	13.68	14.06	13.70
9	LEIBAK K	13.94	13.91	13.99
10	BUJIN C	13.77	13.94	13.59
11	MARTINEZ M	13.91	13.74	13.88
12	TOMA C	x	13.55	13.88
13	DEMUT K	x	13.76	13.64
14	MAMYEYEV S	13.73	x	13.49
15	SARRAPIO P	13.73	x	13.40
16	SKIBINSKA J	x	13.69	x
16	VIATKINA N	x	x	13.69
18	MIRONCHYK N	13.60	13.37	13.48
19	PINTSAAR L	13.41	13.12	12.05
20	BEKLARYAN H	x	x	12.57
	SESTÁKOVÁ M	x	x	x

## Results

### Triple Jump Women Qualification

6 MAR 2009 / 17:40

Rank	Name	Nat	Date of Birth	Order	Result	
1	SESTAK Marija	SLO	17 APR 1979	8	14.52 Q	=SB
2	PAPHRISTOU Paraskeví	GRE	14 APR 1989	17	14.47 Q	PB
3	NZOLA MESO BA Teresa	FRA	30 NOV 1983	18	14.14 q	SB
4	VELDÁKOVÁ Dana	SVK	3 JUN 1981	13	14.13 q	
5	TOPIC Biljana	SRB	17 OCT 1977	1	14.08 q	
6	ZONGO Amy	FRA	4 OCT 1980	4	14.07 q	
7	TARANOVA-POTAPOVA Anastasiya	RUS	6 SEP 1985	6	14.06 q	
8	RODIC Snezana	SLO	19 AUG 1982	14	14.06 q	
9	LEIBAK Kaire	EST	21 MAY 1988	21	13.99	
10	BUJIN Cristina	ROU	12 APR 1988	7	13.94	
11	MARTINEZ Magdelin	ITA	10 FEB 1976	16	13.91	
12	TOMA Carmen	ROU	28 MAR 1989	5	13.88	
13	DEMUT Katja	GER	21 DEC 1983	15	13.76	
14	MAMYEYeva Svitlana	UKR	19 APR 1982	20	13.73	
15	SARRAPIO Patricia	ESP	16 NOV 1982	12	13.73	SB
16	SKIBINSKA Joanna	POL	21 FEB 1985	10	13.69	
16	VIATKINA Natalia	BLR	10 FEB 1987	11	13.69	PB
18	MIRONCHYK Nastassia	BLR	13 APR 1989	19	13.60	
19	PINTSAAR Liane	EST	17 MAR 1990	2	13.41	
20	BEKLARYAN Haykanush	ARM	21 JAN 1989	3	12.57	=NR
	SESTÁKOVÁ Martina	CZE	12 OCT 1978	9	NM	

1 2 3

1	SESTAK M	14.52		
2	PAPHRISTOU P	14.47		
3	NZOLA MESO BA T	x	13.95	14.14
4	VELDÁKOVÁ D	x	13.90	14.13
5	TOPIC B	14.08	x	x
6	ZONGO A	13.51	14.07	13.98
7	TARANOVA-POTAPOVA	14.03	14.06	13.87
8	RODIC S	13.68	14.06	13.70
9	LEIBAK K	13.94	13.91	13.99
10	BUJIN C	13.77	13.94	13.59
11	MARTINEZ M	13.91	13.74	13.88
12	TOMA C	x	13.55	13.88
13	DEMUT K	x	13.76	13.64
14	MAMYEYeva S	13.73	x	13.49
15	SARRAPIO P	13.73	x	13.40
16	SKIBINSKA J	x	13.69	x
16	VIATKINA N	x	x	13.69
18	MIRONCHYK N	13.60	13.37	13.48
19	PINTSAAR L	13.41	13.12	12.05
20	BEKLARYAN H	x	x	12.57
	SESTÁKOVÁ M	x	x	x

Qualified: qualifying perf. 14.15 (Q) or 8 best performers (q) to the advance to the Final

## Results

### Shot Put Women Qualification

6 MAR 2009 / 11:05

Rank	Name	Nat	Date of Birth	Order	Result	
1	HINRICHS Denise	GER	7 JUN 1987	6	19.25	Q =PB
2	LAMMERT Petra	GER	3 MAR 1984	1	18.67	Q
3	HELTNE Anca	ROU	1 JAN 1978	11	18.44	Q
4	OMAROVA Anna	RUS	3 OCT 1981	13	18.37	Q SB
5	LEGNANTE Assunta	ITA	14 MAY 1978	12	18.09	Q
6	AVDEYEVA Anna	RUS	6 APR 1985	9	18.09	Q
7	MANFRÉDI Laurence	FRA	2 MAY 1974	10	18.05	Q
8	BOEKELMAN Melissa	NED	11 MAY 1989	7	17.74	q PB
9	KEMKERS Denise	NED	11 APR 1985	2	17.66	PB
10	CÉRIVAL Jessica	FRA	20 JAN 1982	8	17.07	
11	ROSA Chiara	ITA	28 JAN 1983	3	16.87	
12	ENGMAN Helena	SWE	16 JUN 1976	4	16.38	
13	MÁRTON Anita	HUN	15 JAN 1989	5	15.82	

1 2 3

1	HINRICHS D	19.25			
2	LAMMERT P	18.67			
3	HELTNE A	18.44			
4	OMAROVA A	x	18.37		
5	LEGNANTE A	17.40	18.09		
6	AVDEYEVA A	17.31	18.09		
7	MANFRÉDI L	17.41	x	18.05	
8	BOEKELMAN M	16.54	17.74	17.06	
9	KEMKERS D	17.64	x	17.66	
10	CÉRIVAL J	16.13	17.07	16.62	
11	ROSA C	16.61	16.87	15.46	
12	ENGMAN H	16.14	15.83	16.38	
13	MÁRTON A	15.69	15.82	x	

### Shot Put Women Qualification

6 MAR 2009 / 11:05

Rank	Name	Nat	Date of Birth	Order	Result	
1	HINRICHS Denise	GER	7 JUN 1987	6	19.25	Q =PB
2	LAMMERT Petra	GER	3 MAR 1984	1	18.67	Q
3	HELTNE Anca	ROU	1 JAN 1978	11	18.44	Q
4	OMAROVA Anna	RUS	3 OCT 1981	13	18.37	Q SB
5	LEGNANTE Assunta	ITA	14 MAY 1978	12	18.09	Q
6	AVDEYEVA Anna	RUS	6 APR 1985	9	18.09	Q
7	MANFRÉDI Laurence	FRA	2 MAY 1974	10	18.05	Q
8	BOEKELMAN Melissa	NED	11 MAY 1989	7	17.74	q PB
9	KEMKERS Denise	NED	11 APR 1985	2	17.66	PB
10	CÉRIVAL Jessica	FRA	20 JAN 1982	8	17.07	
11	ROSA Chiara	ITA	28 JAN 1983	3	16.87	
12	ENGMAN Helena	SWE	16 JUN 1976	4	16.38	
13	MÁRTON Anita	HUN	15 JAN 1989	5	15.82	

## Results

**Qualification (cont.)**

Qualification		1	2	3
1	HINRICHS D	19.25		
2	LAMMERT P	18.67		
3	HELTNE A	18.44		
4	OMAROVA A	x	18.37	
5	LEGNANTE A	17.40	18.09	
6	AVDEYEVA A	17.31	18.09	
7	MANFRÉDI L	17.41	x	18.05
8	BOEKELMAN M	16.54	17.74	17.06
9	KEMKERS D	17.64	x	17.66
10	CÉRIVAL J	16.13	17.07	16.62
11	ROSA C	16.61	16.87	15.46
12	ENGMAN H	16.14	15.83	16.38
13	MÁRTON A	15.69	15.82	x

Qualified: qualifying perf. 18.00 (Q) or 8 best performers (q) to the advance to the Final

**Shot Put Women**
**Final**
**6 MAR 2009 / 17:00**

Rank	Name	Nat	Date of Birth	Order	Result	
1	LAMMERT Petra	GER	3 MAR 1984	7	19.66	WL
2	HINRICHS Denise	GER	7 JUN 1987	4	19.63	PB
3	HELTNE Anca	ROU	1 JAN 1978	3	18.71	
4	OMAROVA Anna	RUS	3 OCT 1981	8	18.37	=SB
5	LEGNANTE Assunta	ITA	14 MAY 1978	2	18.05	
6	AVDEYEVA Anna	RUS	6 APR 1985	5	17.96	
7	MANFRÉDI Laurence	FRA	2 MAY 1974	6	17.92	
8	BOEKELMAN Melissa	NED	11 MAY 1989	1	17.47	

	1	2	3	4	5	6
1	LAMMERT P	19.66	x	x	x	19.39
2	HINRICHS D	18.78	19.18	19.43	19.30	19.16
3	HELTNE A	18.38	18.70	18.71	18.53	18.64
4	OMAROVA A	x	17.90	x	18.37	17.95
5	LEGNANTE A	17.59	18.05	x	x	17.95
6	AVDEYEVA A	17.35	17.34	17.96	x	x
7	MANFRÉDI L	17.05	17.25	17.79	17.92	17.69
8	BOEKELMAN M	x	x	x	17.26	17.47

Rank	Name	Nat	Date of Birth	Order	Result
				1	
				2	
				3	

## Results

**Pentathlon Women**
**Final**
**7 MAR 2009**

Rank	Name	Nat	Date of Birth	Order	total
1	BOGDANOVA Anna	RUS	21 OCT 1984	1	4761
2	KEIZER Jolanda	NED	5 APR 1985	13	4644
3	NANA DJIMOU Antoinette	FRA	2 AUG 1985	3	4618
4	KURBAN Olga	RUS	16 DEC 1987	11	4576
5	TYMINSKA Karolina	POL	4 OCT 1984	10	4542
6	ZEMAITYTE Viktorija	LTU	11 MAR 1985	14	4516
7	SCHULZ Christine	GER	30 JAN 1984	4	4461
8	WISSE Yvonne	NED	6 JUN 1982	6	4406
9	DOVERI Francesca	ITA	21 DEC 1982	5	4384
10	ROSOLOVÁ Denisa	CZE	21 AUG 1986	2	4379
11	CHUDZIK Kamila	POL	12 SEP 1986	7	4322
12	KESSELSCHLÄGER Sonja	GER	20 JAN 1978	9	4321
13	KAND Kaie	EST	31 MAR 1984	12	3650
14	GRABUSTE Aiga	LAT	24 MAR 1988	8	2601
	PEINADO Maria	ESP	8 FEB 1977	15	DNF


Rank	Name	Nat	Date of Birth	Order	total
------	------	-----	---------------	-------	-------

**Pentathlon Women**
**800m Women - Pentathlon**
**6 MAR 2009 / 18:20**

Rank	Name	Nat	Date of Birth	Lane	Result	Points
1	TYMINSKA Karolina	POL	4 OCT 1984	6	2:10.69	955
2	KAND Kaie	EST	31 MAR 1984	6	2:11.80	938
3	WISSE Yvonne	NED	6 JUN 1982	1	2:12.80	924
4	KURBAN Olga	RUS	16 DEC 1987	1	2:12.95	922
5	DOVERI Francesca	ITA	21 DEC 1982	3	2:15.62	884
6	ROSOLOVÁ Denisa	CZE	21 AUG 1986	4	2:18.18	848
7	SCHULZ Christine	GER	30 JAN 1984	6	2:18.45	845
8	KEIZER Jolanda	NED	5 APR 1985	4	2:18.63	842
9	NANA DJIMOU Antoinette	FRA	2 AUG 1985	3	2:18.80	840
10	KESSELSCHLÄGER Sonja	GER	20 JAN 1978	2	2:19.75	827
11	BOGDANOVA Anna	RUS	21 OCT 1984	5	2:21.84	799
12	ZEMAITYTE Viktorija	LTU	11 MAR 1985	2	2:22.29	793
13	CHUDZIK Kamila	POL	12 SEP 1986	5	2:23.07	782
	PEINADO Maria	ESP	8 FEB 1977	6	DNS	

**Pentathlon Women**
**800m Women - Pentathlon Heat 1**
**6 MAR 2009 / 18:20**

Rank	Name	Nat	Date of Birth	Lane	Result	Points
1	KAND Kaie	EST	31 MAR 1984	6	2:11.80	938
2	WISSE Yvonne	NED	6 JUN 1982	1	2:12.80	924
3	DOVERI Francesca	ITA	21 DEC 1982	3	2:15.62	884
4	ROSOLOVÁ Denisa	CZE	21 AUG 1986	4	2:18.18	848
5	KESSELSCHLÄGER Sonja	GER	20 JAN 1978	2	2:19.75	827
6	CHUDZIK Kamila	POL	12 SEP 1986	5	2:23.07	782
	PEINADO Maria	ESP	8 FEB 1977	6	DNS	

**INTERNET Service: [www.european-athletics.org](http://www.european-athletics.org)**
**Timing, Measurement & Data Service by **

printed at FRI 6 MAR 2009 20:31

Page 29 of 35

## Results

### 800m Women - Pentathlon Heat 1 (cont.)

**Intermediate times:**

200m	31.11	WISSE Yvonne (NED)
400m	1:04.43	WISSE Yvonne (NED)
600m	1:37.91	WISSE Yvonne (NED)

### Pentathlon Women

#### 800m Women - Pentathlon Heat 2

**6 MAR 2009 / 18:27**

Rank	Name	Nat	Date of Birth	Lane	Result	Points
1	TYMINSKA Karolina	POL	4 OCT 1984	6	2:10.69	955 SB
2	KURBAN Olga	RUS	16 DEC 1987	1	2:12.95	922
3	SCHULZ Christine	GER	30 JAN 1984	6	2:18.45	845 SB
4	KEIZER Jolanda	NED	5 APR 1985	4	2:18.63	842 PB
5	NANA DJIMOU Antoinette	FRA	2 AUG 1985	3	2:18.80	840 PB
6	BOGDANOVA Anna	RUS	21 OCT 1984	5	2:21.84	799
7	ZEMAITYTE Viktorija	LTU	11 MAR 1985	2	2:22.29	793 PB

**Intermediate times:**

200m	30.26	TYMINSKA Karolina (POL)
400m	1:03.92	TYMINSKA Karolina (POL)
600m	1:38.66	TYMINSKA Karolina (POL)

### Pentathlon Women

#### 60m Hurdles Women - Pentathlon

**6 MAR 2009 / 9:30**

Rank	Name	Nat	Date of Birth	Lane	Result	Points
1	BOGDANOVA Anna	RUS	21 OCT 1984	6	8.19	1086 PB
2	KURBAN Olga	RUS	16 DEC 1987	6	8.31	1059 PB
3	ROSOLOVÁ Denisa	CZE	21 AUG 1986	2	8.35	1050
4	WISSE Yvonne	NED	6 JUN 1982	5	8.35	1050 PB
5	NANA DJIMOU Antoinette	FRA	2 AUG 1985	3	8.38	1044 =SB
6	DOVERI Francesca	ITA	21 DEC 1982	8	8.43	1032
7	CHUDZIK Kamila	POL	12 SEP 1986	1	8.43	1032 PB
8	KESSELSCHLÄGER Sonja	GER	20 JAN 1978	4	8.51	1015 SB
8	SCHULZ Christine	GER	30 JAN 1984	7	8.51	1015
10	KAND Kaie	EST	31 MAR 1984	7	8.56	1004 PB
11	TYMINSKA Karolina	POL	4 OCT 1984	3	8.62	991
12	PEINADO Maria	ESP	8 FEB 1977	1	8.65	984
13	KEIZER Jolanda	NED	5 APR 1985	2	8.66	982
14	ZEMAITYTE Viktorija	LTU	11 MAR 1985	5	8.77	959
	GRABUSTE Aiga	LAT	24 MAR 1988	4	DNF	0

### Pentathlon Women

#### 60m Hurdles Women - Pentathlon Heat 1

**6 MAR 2009 / 9:30**

Rank	Name	Nat	Date of Birth	Lane	Reaction time	Result	Points
1	BOGDANOVA Anna	RUS	21 OCT 1984	6	0.149	8.19	1086 PB
2	ROSOLOVÁ Denisa	CZE	21 AUG 1986	2	0.171	8.35	1050
3	WISSE Yvonne	NED	6 JUN 1982	5	0.205	8.35	1050 PB
4	NANA DJIMOU Antoinette	FRA	2 AUG 1985	3	0.156	8.38	1044 =SB
5	DOVERI Francesca	ITA	21 DEC 1982	8	0.168	8.43	1032
6	CHUDZIK Kamila	POL	12 SEP 1986	1	0.207	8.43	1032 PB
7	SCHULZ Christine	GER	30 JAN 1984	7	0.173	8.51	1015
	GRABUSTE Aiga	LAT	24 MAR 1988	4	0.192	DNF	0

## Results

**Pentathlon Women**
**60m Hurdles Women - Pentathlon Heat 2 6 MAR 2009 / 9:37**

Rank	Name	Nat	Date of Birth	Lane	Reaction time	Fn	Result	Points
1	KURBAN Olga	RUS	16 DEC 1987	6	0.219	F1	8.31	1059 PB
2	KESSELSCHLÄGER Sonja	GER	20 JAN 1978	4	0.193		8.51	1015 SB
3	KAND Kaie	EST	31 MAR 1984	7	0.231		8.56	1004 PB
4	TYMINSKA Karolina	POL	4 OCT 1984	3	0.181		8.62	991
5	PEINADO Maria	ESP	8 FEB 1977	1	0.222		8.65	984
6	KEIZER Jolanda	NED	5 APR 1985	2	0.242		8.66	982
7	ZEMAITYTE Viktorija	LTU	11 MAR 1985	5	0.280		8.77	959

**Pentathlon Women**
**High Jump Women - Pentathlon 6 MAR 2009 / 10:40**

Rank	Name	Nat	Date of Birth	Order	Result	Points
1	BOGDANOVA Anna	RUS	21 OCT 1984	15	1.86	1054 =PB
2	ZEMAITYTE Viktorija	LTU	11 MAR 1985	11	1.86	1054 PB
3	KEIZER Jolanda	NED	5 APR 1985	12	1.83	1016 PB
4	KAND Kaie	EST	31 MAR 1984	1	1.80	978 PB
5	SCHULZ Christine	GER	30 JAN 1984	7	1.77	941
6	NANA DJIMOU Antoinette	FRA	2 AUG 1985	8	1.77	941 PB
7	GRABUSTE Aiga	LAT	24 MAR 1988	3	1.74	903
8	KURBAN Olga	RUS	16 DEC 1987	9	1.74	903 SB
9	ROSOLOVÁ Denisa	CZE	21 AUG 1986	13	1.74	903
10	CHUDZIK Kamila	POL	12 SEP 1986	4	1.71	867 PB
10	WISSE Yvonne	NED	6 JUN 1982	6	1.71	867
12	DOVERI Francesca	ITA	21 DEC 1982	10	1.71	867
13	TYMINSKA Karolina	POL	4 OCT 1984	14	1.71	867 SB
14	KESSELSCHLÄGER Sonja	GER	20 JAN 1978	2	1.68	830
15	PEINADO Maria	ESP	8 FEB 1977	5	1.62	759

		1.50	1.53	1.56	1.59	1.62	1.65	1.68	1.71	1.74	1.77	1.80	1.83	1.86	1.89
1	BOGDANOVA A	-	-	-	-	-	-	-	-	o	o	o	xo	xo	xxx
2	ZEMAITYTE V	-	-	-	-	o	-	o	-	o	xo	o	o	xxo	xxx
3	KEIZER J	-	-	-	-	-	-	o	xo	o	o	xo	xxo	xxx	
4	KAND K	-	-	-	-	-	o	o	o	o	o	xxo	xxx		
5	SCHULZ C	-	-	-	-	-	-	o	xo	xo	o	xxx			
6	NANA DJIMOU A	-	-	-	-	-	o	o	o	xxo	xxo	xxx			
7	GRABUSTE A	-	-	-	-	-	xo	o	o	o	xxx				
8	KURBAN O	-	-	-	-	-	-	-	xxo	o	xxx				
9	ROSOLOVÁ D	-	-	-	-	o	o	xo	o	xxo	xxx				
10	CHUDZIK K	-	-	-	-	o	o	o	o	xxx					
10	WISSE Y	-	-	-	-	-	-	o	o	xxx					
12	DOVERI F	-	-	-	-	-	o	o	xo	xxx					
13	TYMINSKA K	-	-	-	-	xo	xxo	xxo	xo	xxx					
14	KESSELSCHLÄGER S	-	-	-	-	-	xo	o	xxx						
15	PEINADO Maria	-	o	o	xo	o	xxx								

## Results

### Pentathlon Women

#### High Jump Women - Pentathlon

6 MAR 2009 / 10:40

Rank	Name	Nat	Date of Birth	Order	Result	Points
1	BOGDANOVA Anna	RUS	21 OCT 1984	15	1.86	1054 =PB
2	ZEMAITYTE Viktorija	LTU	11 MAR 1985	11	1.86	1054 PB
3	KEIZER Jolanda	NED	5 APR 1985	12	1.83	1016 PB
4	KAND Kaie	EST	31 MAR 1984	1	1.80	978 PB
5	SCHULZ Christine	GER	30 JAN 1984	7	1.77	941
6	NANA DJIMOU Antoinette	FRA	2 AUG 1985	8	1.77	941 PB
7	GRABUSTE Aiga	LAT	24 MAR 1988	3	1.74	903
8	KURBAN Olga	RUS	16 DEC 1987	9	1.74	903 SB
9	ROSOLOVÁ Denisa	CZE	21 AUG 1986	13	1.74	903
10	CHUDZIK Kamila	POL	12 SEP 1986	4	1.71	867 PB
10	WISSE Yvonne	NED	6 JUN 1982	6	1.71	867
12	DOVERI Francesca	ITA	21 DEC 1982	10	1.71	867
13	TYMINSKA Karolina	POL	4 OCT 1984	14	1.71	867 SB
14	KESSELSCHLÄGER Sonja	GER	20 JAN 1978	2	1.68	830
15	PEINADO Maria	ESP	8 FEB 1977	5	1.62	759

		1.50	1.53	1.56	1.59	1.62	1.65	1.68	1.71	1.74	1.77	1.80	1.83	1.86	1.89
1	BOGDANOVA A	-	-	-	-	-	-	-	-	o	o	o	xo	xo	xxx
2	ZEMAITYTE V	-	-	-	-	o	-	o	-	o	xo	o	o	xxo	xxx
3	KEIZER J	-	-	-	-	-	-	-	o	xo	o	xo	xxo	xxx	
4	KAND K	-	-	-	-	-	o	o	o	o	o	xxo	xxx		
5	SCHULZ C	-	-	-	-	-	-	o	xo	xo	o	xxx			
6	NANA DJIMOU A	-	-	-	-	-	o	o	o	xxo	xxo	xxx			
7	GRABUSTE A	-	-	-	-	-	xo	o	o	o	xxx				
8	KURBAN O	-	-	-	-	-	-	-	xxo	o	xxx				
9	ROSOLOVÁ D	-	-	-	-	o	o	xo	o	xxo	xxx				
10	CHUDZIK K	-	-	-	-	o	o	o	o	xxx					
10	WISSE Y	-	-	-	-	-	-	o	o	xxx					
12	DOVERI F	-	-	-	-	-	-	o	xo	xxx					
13	TYMINSKA K	-	-	-	-	xo	xxo	xxo	xo	xxx					
14	KESSELSCHLÄGER S	-	-	-	-	-	xo	o	xxx						
15	PEINADO Maria	-	o	o	xo	o	xxx								

### Pentathlon Women

#### Long Jump Women - Pentathlon

6 MAR 2009 / 15:50

Rank	Name	Nat	Date of Birth	Order	Result	Points
1	NANA DJIMOU Antoinette	FRA	2 AUG 1985	10	6.44	988 PB
2	BOGDANOVA Anna	RUS	21 OCT 1984	4	6.39	972
3	ROSOLOVÁ Denisa	CZE	21 AUG 1986	2	6.27	934
4	DOVERI Francesca	ITA	21 DEC 1982	13	6.24	924
5	GRABUSTE Aiga	LAT	24 MAR 1988	12	6.23	921
6	TYMINSKA Karolina	POL	4 OCT 1984	1	6.22	918 SB
7	KEIZER Jolanda	NED	5 APR 1985	5	6.20	912 PB
8	KURBAN Olga	RUS	16 DEC 1987	14	6.14	893
9	ZEMAITYTE Viktorija	LTU	11 MAR 1985	15	6.13	890
10	CHUDZIK Kamila	POL	12 SEP 1986	3	6.08	874
11	WISSE Yvonne	NED	6 JUN 1982	7	6.02	856
12	KESSELSCHLÄGER Sonja	GER	20 JAN 1978	9	6.01	853
13	SCHULZ Christine	GER	30 JAN 1984	8	5.96	837
14	PEINADO Maria	ESP	8 FEB 1977	11	5.83	798
	KAND Kaie	EST	31 MAR 1984	6	NM	0



## Results

### Long Jump Women - Pentathlon (cont.)

Long Jump Women - Pentathlon		1	2	3
1	NANA DJIMOU A	6.19	6.38	6.44
2	BOGDANOVA A	6.15	6.39	6.19
3	ROSOLOVÁ D	6.26	6.27	6.23
4	DOVERI F	6.24	6.06	5.92
5	GRABUSTE A	6.12	6.17	6.23
6	TYMINSKA K	x	4.60	6.22
7	KEIZER J	6.20	6.03	6.03
8	KURBAN O	x	6.14	x
9	ZEMAITYTE V	5.92	6.13	x
10	CHUDZIK K	6.01	x	6.08
11	WISSE Y	x	5.96	6.02
12	KESSELSCHLÄGER S	6.01	x	6.00
13	SCHULZ C	x	5.75	5.96
14	PEINADO Maria	5.83	x	x
	KAND K	x	x	x

### Pentathlon Women

#### Long Jump Women - Pentathlon

**6 MAR 2009 / 15:50**

Rank	Name	Nat	Date of Birth	Order	Result	Points
1	NANA DJIMOU Antoinette	FRA	2 AUG 1985	10	6.44	988 PB
2	BOGDANOVA Anna	RUS	21 OCT 1984	4	6.39	972
3	ROSOLOVÁ Denisa	CZE	21 AUG 1986	2	6.27	934
4	DOVERI Francesca	ITA	21 DEC 1982	13	6.24	924
5	GRABUSTE Aiga	LAT	24 MAR 1988	12	6.23	921
6	TYMINSKA Karolina	POL	4 OCT 1984	1	6.22	918 SB
7	KEIZER Jolanda	NED	5 APR 1985	5	6.20	912 PB
8	KURBAN Olga	RUS	16 DEC 1987	14	6.14	893
9	ZEMAITYTE Viktorija	LTU	11 MAR 1985	15	6.13	890
10	CHUDZIK Kamila	POL	12 SEP 1986	3	6.08	874
11	WISSE Yvonne	NED	6 JUN 1982	7	6.02	856
12	KESSELSCHLÄGER Sonja	GER	20 JAN 1978	9	6.01	853
13	SCHULZ Christine	GER	30 JAN 1984	8	5.96	837
14	PEINADO Maria	ESP	8 FEB 1977	11	5.83	798
	KAND Kaie	EST	31 MAR 1984	6	NM	0

		1	2	3
1	NANA DJIMOU A	6.19	6.38	6.44
2	BOGDANOVA A	6.15	6.39	6.19
3	ROSOLOVÁ D	6.26	6.27	6.23
4	DOVERI F	6.24	6.06	5.92
5	GRABUSTE A	6.12	6.17	6.23
6	TYMINSKA K	x	4.60	6.22
7	KEIZER J	6.20	6.03	6.03
8	KURBAN O	x	6.14	x
9	ZEMAITYTE V	5.92	6.13	x
10	CHUDZIK K	6.01	x	6.08
11	WISSE Y	x	5.96	6.02
12	KESSELSCHLÄGER S	6.01	x	6.00
13	SCHULZ C	x	5.75	5.96
14	PEINADO Maria	5.83	x	x
	KAND K	x	x	x

## Results

### Pentathlon Women

#### Shot Put Women - Pentathlon

6 MAR 2009 / 13:35

Rank	Name	Nat	Date of Birth	Order	Result	Points
1	KEIZER Jolanda	NED	5 APR 1985	9	15.46	892 PB
2	BOGDANOVA Anna	RUS	21 OCT 1984	12	14.83	850 PB
3	SCHULZ Christine	GER	30 JAN 1984	3	14.43	823 PB
4	ZEMAITYTE Viktorija	LTU	11 MAR 1985	8	14.39	820 PB
5	TYMINSKA Karolina	POL	4 OCT 1984	15	14.25	811
6	NANA DJIMOU Antoinette	FRA	2 AUG 1985	4	14.16	805 =SB
7	KURBAN Olga	RUS	16 DEC 1987	1	14.07	799
8	KESSELSCHLÄGER Sonja	GER	20 JAN 1978	5	14.03	796 SB
9	GRABUSTE Aiga	LAT	24 MAR 1988	6	13.74	777
10	CHUDZIK Kamila	POL	12 SEP 1986	2	13.60	767
11	PEINADO Maria	ESP	8 FEB 1977	14	13.34	750 PB
12	KAND Kaie	EST	31 MAR 1984	13	13.04	730
13	WISSE Yvonne	NED	6 JUN 1982	11	12.73	709
14	DOVERI Francesca	ITA	21 DEC 1982	7	12.24	677
15	ROSOLOVÁ Denisa	CZE	21 AUG 1986	10	11.74	644

1

2

3

1	KEIZER J	15.22	15.46	14.73
2	BOGDANOVA A	14.03	14.83	14.29
3	SCHULZ C	14.35	x	14.43
4	ZEMAITYTE V	13.00	14.39	x
5	TYMINSKA K	14.23	13.82	14.25
6	NANA DJIMOU A	12.48	14.16	13.26
7	KURBAN O	13.41	14.07	13.63
8	KESSELSCHLÄGER S	11.62	14.03	12.90
9	GRABUSTE A	13.74	x	13.63
10	CHUDZIK K	13.60	x	13.40
11	PEINADO Maria	12.62	13.34	12.77
12	KAND K	12.97	13.04	x
13	WISSE Y	12.73	12.31	12.66
14	DOVERI F	12.24	11.71	12.01
15	ROSOLOVÁ D	11.13	11.24	11.74

### Pentathlon Women

#### Shot Put Women - Pentathlon

6 MAR 2009 / 13:35

Rank	Name	Nat	Date of Birth	Order	Result	Points
1	KEIZER Jolanda	NED	5 APR 1985	9	15.46	892 PB
2	BOGDANOVA Anna	RUS	21 OCT 1984	12	14.83	850 PB
3	SCHULZ Christine	GER	30 JAN 1984	3	14.43	823 PB
4	ZEMAITYTE Viktorija	LTU	11 MAR 1985	8	14.39	820 PB
5	TYMINSKA Karolina	POL	4 OCT 1984	15	14.25	811
6	NANA DJIMOU Antoinette	FRA	2 AUG 1985	4	14.16	805 =SB
7	KURBAN Olga	RUS	16 DEC 1987	1	14.07	799
8	KESSELSCHLÄGER Sonja	GER	20 JAN 1978	5	14.03	796 SB
9	GRABUSTE Aiga	LAT	24 MAR 1988	6	13.74	777
10	CHUDZIK Kamila	POL	12 SEP 1986	2	13.60	767
11	PEINADO Maria	ESP	8 FEB 1977	14	13.34	750 PB
12	KAND Kaie	EST	31 MAR 1984	13	13.04	730
13	WISSE Yvonne	NED	6 JUN 1982	11	12.73	709
14	DOVERI Francesca	ITA	21 DEC 1982	7	12.24	677
15	ROSOLOVÁ Denisa	CZE	21 AUG 1986	10	11.74	644

## Results

### Shot Put Women - Pentathlon (cont.)

Shot Put Women - Pentathlon		1	2	3
1	KEIZER J	15.22	15.46	14.73
2	BOGDANOVA A	14.03	14.83	14.29
3	SCHULZ C	14.35	x	14.43
4	ZEMAITYTE V	13.00	14.39	x
5	TYMINSKA K	14.23	13.82	14.25
6	NANA DJIMOU A	12.48	14.16	13.26
7	KURBAN O	13.41	14.07	13.63
8	KESSELSCHLÄGER S	11.62	14.03	12.90
9	GRABUSTE A	13.74	x	13.63
10	CHUDZIK K	13.60	x	13.40
11	PEINADO Maria	12.62	13.34	12.77
12	KAND K	12.97	13.04	x
13	WISSE Y	12.73	12.31	12.66
14	DOVERI F	12.24	11.71	12.01
15	ROSOLOVÁ D	11.13	11.24	11.74